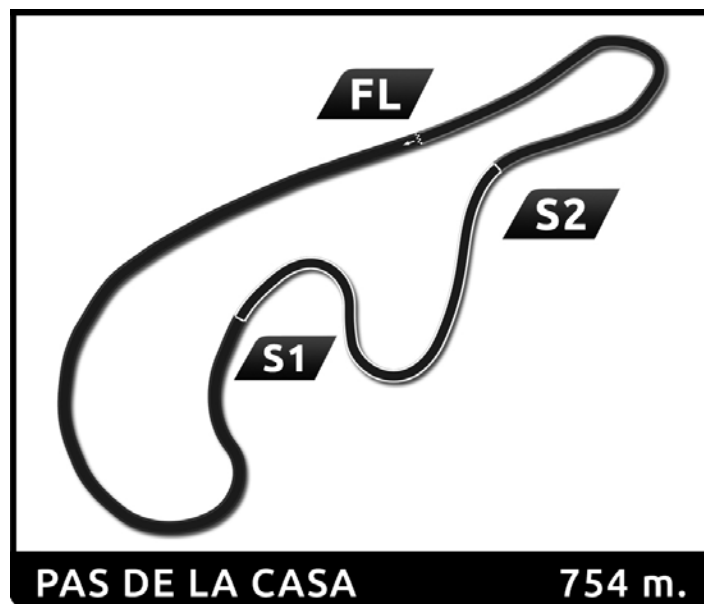
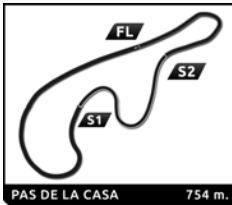


# G5

## G-SERIES GS1 G5

### Results Booklet





## G-SERIES GS1

G5

Free Practice 1

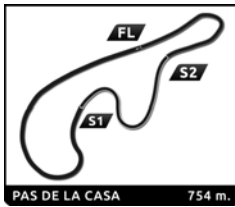
### Classification

Nr.	Driver	Nat	Team	Car		Time	Lap Total	Gap	Kph
1	19 Carlos EZPELETA	ESP	MOTO GP TEAM	FORD	PRO	<b>46.920</b>	3 5	- -	<b>57.9</b>
2	28 Xevi PONS	ESP	CALM COMPETICIÓ	PEUGEOT	TUR	<b>48.561</b>	2 4	+1.641 +1.641	<b>55.9</b>
3	13B Marc GUTIERREZ	AND	CRÈDIT ANDORRÀ MED RACING	PEUGEOT	PRO	<b>48.755</b>	2 6	+1.835 +0.194	<b>55.7</b>
4	77 Gerard DE LA CASA	AND	PCR SPORT	MINI	TUR	<b>49.147</b>	3 6	+2.227 +0.392	<b>55.2</b>
5	53 Isidre LOAN	AND	TALLER CALL	PEUGEOT	PRO	<b>49.187</b>	1 6	+2.267 +0.040	<b>55.2</b>
6	16 David ARROYO	ESP	MOTO GP TEAM	CITRÖEN	PRO	<b>49.882</b>	6 6	+2.962 +0.695	<b>54.4</b>
7	13 Manel GUIRAL	AND	CRÈDIT ANDORRÀ MED RACING	PEUGEOT	PRO	<b>49.888</b>	4 6	+2.968 +0.006	<b>54.4</b>
8	69 Fernando ROGER	AND	MOTO GP TEAM	PEUGEOT	PRO	<b>50.066</b>	3 6	+3.146 +0.178	<b>54.2</b>
9	95 José Luís GARCIA	ESP	GC MOTORSPORT	PEUGEOT	PRO	<b>50.176</b>	4 6	+3.256 +0.110	<b>54.1</b>
10	28B Pedro FONT	ESP	CALM COMPETICIÓ	PEUGEOT	TUR	<b>50.560</b>	3 6	+3.640 +0.384	<b>53.7</b>
11	77B Pep CODINACH	ESP	PCR SPORT	MINI	TUR	<b>50.925</b>	2 6	+4.005 +0.365	<b>53.3</b>
12	34 Raul ROMERO	AND	ESPORSORAMA S L	PEUGEOT	PRO				
13	86 José ROGER CHALMETA	AND	MOTO GP TEAM	CITRÖEN	PRO				

<b>Fastest Lap</b>	Lap 3	Carlos EZPELETA	<b>46.920</b>	57.9 Kph
--------------------	-------	-----------------	---------------	----------

Published at: .....

<b>Race Director:</b>	<b>Timekeeper:</b>
-----------------------	--------------------



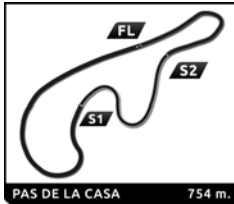
**G-SERIES GS1**

G5

Free Practice 1

Best Sector Times

SECTOR 1			SECTOR 2		SECTOR 3		Pos	Driver	Ideal Lap	Best Lap
Pos	Driver	Time	Driver	Time	Driver	Time				
1	19 C.EZPELETA	19.246	19 C.EZPELETA	14.091	19 C.EZPELETA	13.296	1	19 C.EZPELETA	0:46.633	46.920 (1)
2	28 X.PONS	19.919	53 I.LOAN	14.500	13B M.GUTIERREZ	13.609	2	13B M.GUTIERREZ	0:48.489	48.755 (3)
3	13B M.GUTIERREZ	19.937	16 D.ARROYO	14.628	53 I.LOAN	13.808	3	28 X.PONS	0:48.561	48.561 (2)
4	53 I.LOAN	20.392	28 X.PONS	14.643	28 X.PONS	13.999	4	53 I.LOAN	0:48.700	49.187 (5)
5	95 J.GARCIA	20.446	69 F.ROGER	14.771	95 J.GARCIA	14.196	5	16 D.ARROYO	0:49.569	49.882 (6)
6	77 G.DE LA CASA	20.453	28B P.FONT	14.788	13 M.GUIRAL	14.235	6	13 M.GUIRAL	0:49.688	49.888 (7)
7	13 M.GUIRAL	20.621	13 M.GUIRAL	14.832	69 F.ROGER	14.294	7	95 J.GARCIA	0:49.753	50.176 (9)
8	16 D.ARROYO	20.632	13B M.GUTIERREZ	14.943	16 D.ARROYO	14.309	8	69 F.ROGER	0:49.794	50.066 (8)
9	28B P.FONT	20.689	95 J.GARCIA	15.111	28B P.FONT	14.371	9	28B P.FONT	0:49.848	50.560 (10)
10	69 F.ROGER	20.729	77B P.CODINACH	15.234	77B P.CODINACH	14.483	10	77B P.CODINACH	0:50.630	50.925 (11)



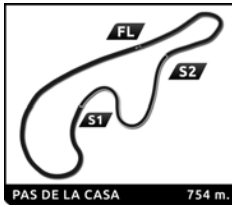
## G-SERIES GS1

G5

Free Practice 1

Fastest Lap Sequence

Practice Time	Driver	Team	Car	Class	Time	Kph	Lap
1:08.743	28 Xevi PONS	CALM COMPETICIÓ	PEUGEOT	TUR	<b>50.525</b>	53.7	1
1:57.304	28 Xevi PONS	CALM COMPETICIÓ	PEUGEOT	TUR	<b>48.561</b>	55.9	2
2:10.581	19 Carlos EZPELETA	MOTO GP TEAM	FORD	PRO	<b>47.383</b>	57.3	2
2:57.501	19 Carlos EZPELETA	MOTO GP TEAM	FORD	PRO	<b>46.920</b>	57.9	3



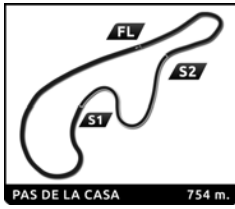
**G-SERIES GS1**

G5

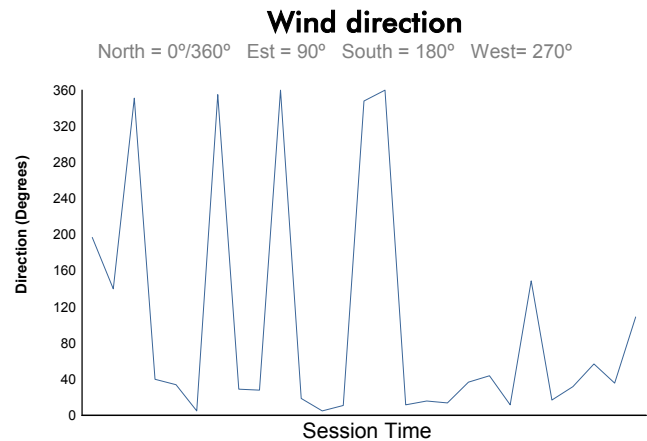
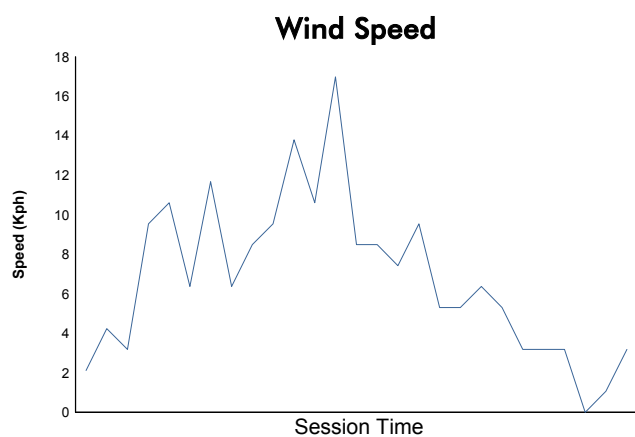
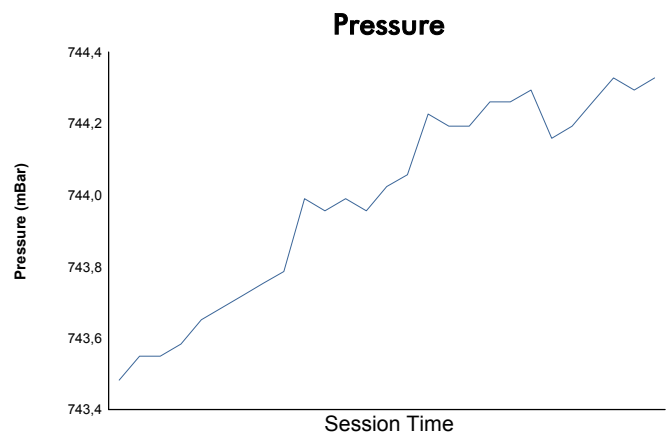
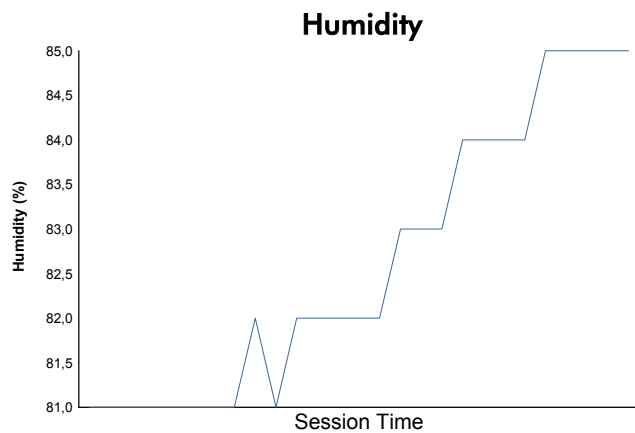
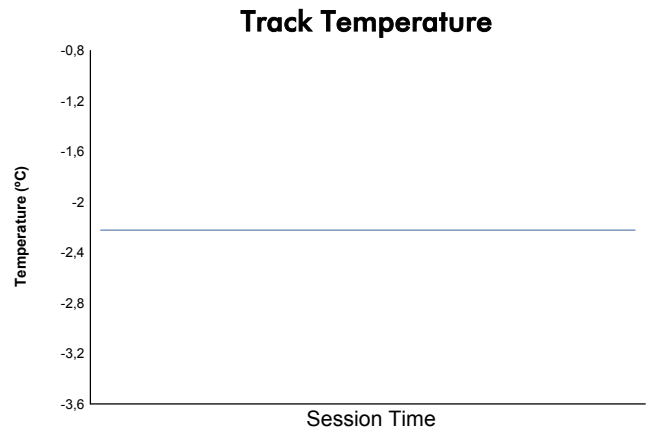
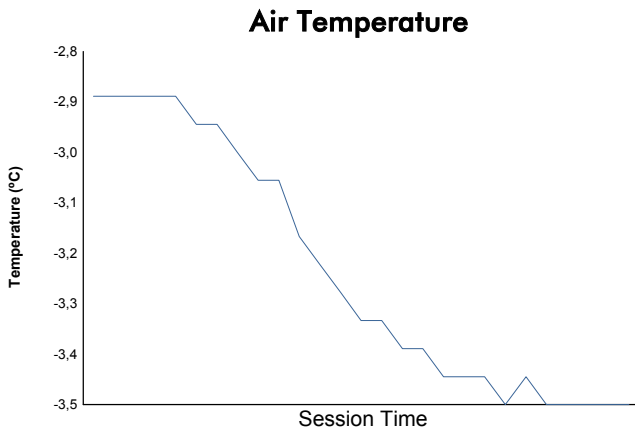
Free Practice 1

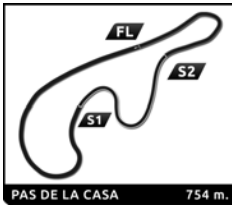
Analysis

Lap	Time	Sector 1	Sector 2	Sector 3	Kph	Elapsed	Lap	Time	Sector 1	Sector 2	Sector 3	Kph	Elapsed
<b>13B</b> Marc GUTIERREZ AND													
CRÈDIT ANDORRÀ MED RACING PEUGEOT													
1	49.728	20.683	15.040	14.005	54.6	22:19.350	1	50.525	21.248	15.013	14.264	53.7	1:08.743
2	<b>48.755</b>	<b>19.937</b>	15.209	<b>13.609</b>	55.7	23:08.105	2	<b>48.561</b>	<b>19.919</b>	<b>14.643</b>	<b>13.999</b>	55.9	1:57.304
3	49.499	20.345	<b>14.943</b>	14.211	54.8	23:57.604	3	49.039	20.100	14.906	14.033	55.4	2:46.343
4	49.057	19.997	15.314	13.746	55.3	24:46.661	4	50.897	20.115	14.943	15.839	53.3	3:37.240
5	49.359	20.118	15.327	13.914	55.0	25:36.020							
6	50.250	20.458	15.329	14.463	54.0	26:26.270							
<b>28B</b> Pedro FONT ESP													
CALM COMPETICIÓN PEUGEOT													
1	51.719	21.812	<b>14.788</b>	15.119	52.5	22:08.987							
2	50.868	20.898	15.341	14.629	53.4	22:59.855							
3	<b>50.560</b>	20.991	15.198	<b>14.371</b>	53.7	23:50.415							
4	50.819	21.042	15.158	14.619	53.4	24:41.234							
5	50.826	<b>20.689</b>	15.448	14.689	53.4	25:32.060							
6	50.907	20.887	15.121	14.899	53.3	26:22.967							
<b>77B</b> Pep CODINACH ESP													
PCR SPORT MINI													
1	52.835	22.400	15.717	14.718	51.4	22:36.882							
2	<b>50.925</b>	<b>20.913</b>	<b>15.234</b>	14.778	53.3	23:27.807							
3	51.787	21.457	15.454	14.876	52.4	24:19.594							
4	51.690	21.092	15.867	14.731	52.5	25:11.284							
5	51.250	21.108	15.391	14.751	53.0	26:02.534							
6	51.427	21.564	15.380	<b>14.483</b>	52.8	26:53.961							
<b>13</b> Manel GUIRAL AND													
CRÈDIT ANDORRÀ MED RACING PEUGEOT													
1	50.850	21.246	14.953	14.651	53.4	7:40.433							
2	50.375	20.951	<b>14.832</b>	14.592	53.9	8:30.808							
3	50.328	21.247	14.846	<b>14.235</b>	53.9	9:21.136							
4	<b>49.888</b>	<b>20.621</b>	14.840	14.427	54.4	10:11.024							
5	50.600	20.727	15.175	14.698	53.6	11:01.624							
6	51.269	21.646	15.115	14.508	52.9	11:52.893							
<b>16</b> David ARROYO ESP													
MOTO GP TEAM CITRÖEN													
1	50.425	20.868	15.178	14.379	53.8	7:50.601							
2	50.581	20.782	<b>14.628</b>	15.171	53.7	8:41.182							
3	51.782	21.073	14.741	15.968	52.4	9:32.964							
4	52.449	22.705	15.073	14.671	51.8	10:25.413							
5	51.084	20.734	15.484	14.866	53.1	11:16.497							
6	<b>49.882</b>	<b>20.632</b>	14.941	<b>14.309</b>	54.4	12:06.379							
<b>19</b> Carlos EZPELETA ESP													
MOTO GP TEAM FORD													
1	53.115	19.550	14.699	18.866	51.1	1:23.198							
2	47.383	19.577	14.343	13.463	57.3	2:10.581							
3	<b>46.920</b>	<b>19.246</b>	14.378	<b>13.296</b>	57.9	2:57.501							
4	47.820	19.308	<b>14.091</b>	14.421	56.8	3:45.321							
5	48.610	20.362	14.256	13.992	55.8	4:33.931							
<b>28</b> Xevi PONS ESP													
CALM COMPETICIÓN PEUGEOT													
<b>53</b> Isidre LOAN AND													
TALLER CALL PEUGEOT													
1	<b>49.187</b>	20.543	14.517	14.127	55.2	14:53.545							
2	49.573	20.419	14.875	14.279	54.8	15:43.118							
3	49.219	<b>20.392</b>	<b>14.500</b>	14.327	55.1	16:32.337							
4	51.358	21.458	14.986	14.914	52.9	17:23.695							
5	52.087	21.108	15.262	15.717	52.1	18:15.782							
6	50.236	21.328	15.100	<b>13.808</b>	54.0	19:06.018							
<b>69</b> Fernando ROGER AND													
MOTO GP TEAM PEUGEOT													
1	50.694	21.406	<b>14.771</b>	14.517	53.5	15:09.344							
2	50.332	20.750	15.288	<b>14.294</b>	53.9	15:59.676							
3	<b>50.066</b>	<b>20.729</b>	14.916	14.421	54.2	16:49.742							
4	50.229	20.781	14.992	14.456	54.0	17:39.971							
5	50.317	20.932	15.077	14.308	53.9	18:30.288							
6	50.194	20.952	14.833	14.409	54.1	19:20.482							
<b>77</b> Gerard DE LA CASA AND													
PCR SPORT MINI													
1	50.258	21.081			54.0	7:29.548							
2	49.792	21.166			54.5	8:19.340							
3	<b>49.147</b>	<b>20.453</b>			55.2	9:08.487							
4	49.533	20.944			54.8	9:58.020							
5	56.604	21.201			48.0	10:54.624							
6	49.628	20.692			54.7	11:44.252							
<b>95</b> José Luís GARCIA ESP													
GC MOTORSPORT PEUGEOT													
1	54.684	21.531	16.165	16.988	49.6	15:24.507							
2	1:01.142	21.036	15.487	24.619	44.4	16:25.649							
3	56.694	26.473	15.657	14.564	47.9	17:22.343							
4	<b>50.176</b>	20.550	15.430	<b>14.196</b>	54.1	18:12.519							
5	50.338	<b>20.446</b>	<b>15.111</b>	14.781	53.9	19:02.857							
6	50.714	21.216	15.220	14.278	53.5	19:53.571							



**G5**  
**G-SERIES GS1**  
**Free Practice 1**  
**Weather Report**





**G-SERIES GS1**

**G5**

**Free Practice 2**

**Classification**

Nr.	Driver	Nat	Team	Car		Time	Lap Total	Gap	Kph
1	86 José ROGER CHALMETA	AND	MOTO GP TEAM	CITRÖEN	PRO	<b>47.672</b>	5 6	- -	<b>56.9</b>
2	19 Carlos EZPELETA	ESP	MOTO GP TEAM	FORD	PRO	<b>48.156</b>	6 6	+0.484 +0.484	<b>56.4</b>
3	13B Marc GUTIERREZ	AND	CRÈDIT ANDORRÀ MED RACING	PEUGEOT	PRO	<b>48.483</b>	2 6	+0.811 +0.327	<b>56.0</b>
4	53 Isidre LOAN	AND	TALLER CALL	PEUGEOT	PRO	<b>48.657</b>	6 6	+0.985 +0.174	<b>55.8</b>
5	28 Xevi PONS	ESP	CALM COMPETICIÓ	PEUGEOT	TUR	<b>48.850</b>	2 4	+1.178 +0.193	<b>55.6</b>
6	95 José Luis GARCIA	ESP	GC MOTORSPORT	PEUGEOT	PRO	<b>50.185</b>	3 6	+2.513 +1.335	<b>54.1</b>
7	69 Fernando ROGER	AND	MOTO GP TEAM	PEUGEOT	PRO	<b>50.228</b>	4 6	+2.556 +0.043	<b>54.0</b>
8	77 Gerard DE LA CASA	AND	PCR SPORT	MINI	TUR	<b>50.243</b>	1 5	+2.571 +0.015	<b>54.0</b>
9	28B Pedro FONT	ESP	CALM COMPETICIÓ	PEUGEOT	TUR	<b>50.658</b>	2 3	+2.986 +0.415	<b>53.6</b>
10	16 David ARROYO	ESP	MOTO GP TEAM	CITRÖEN	PRO	<b>50.710</b>	5 6	+3.038 +0.052	<b>53.5</b>
11	13 Manel GUIRAL	AND	CRÈDIT ANDORRÀ MED RACING	PEUGEOT	PRO	<b>50.752</b>	2 6	+3.080 +0.042	<b>53.5</b>
12	34 Raul ROMERO	AND	ESPORSORAMA S L	PEUGEOT	PRO	<b>51.557</b>	1 6	+3.885 +0.805	<b>52.6</b>
13	77B Pep CODINACH	ESP	PCR SPORT	MINI	TUR	<b>51.876</b>	6 6	+4.204 +0.319	<b>52.3</b>

<b>Fastest Lap</b>	Lap 5	José ROGER CHALMETA	<b>47.672</b>	56.9 Kph
--------------------	-------	---------------------	---------------	----------

Published at: .....

<b>Race Director:</b>	<b>Timekeeper:</b>
-----------------------	--------------------



**G-SERIES GS1**

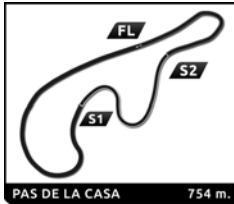
G5

Free Practice 2

Best Sector Times

SECTOR 1			SECTOR 2		SECTOR 3		Pos	Driver	Ideal Lap	Best Lap
Pos	Driver	Time	Driver	Time	Driver	Time				
1	86 J.ROGER CHALMETA	19.522	19 C.EZPELETA	14.431	86 J.ROGER CHALMETA	13.569	1	86 J.ROGER CHALMETA	0:47.672	47.672 (1)
2	19 C.EZPELETA	19.653	86 J.ROGER CHALMETA	14.581	13B M.GUTIERREZ	13.623	2	19 C.EZPELETA	0:47.755	48.156 (2)
3	28 X.PONS	19.796	13B M.GUTIERREZ	14.612	19 C.EZPELETA	13.671	3	13B M.GUTIERREZ	0:48.146	48.483 (3)
4	13B M.GUTIERREZ	19.911	53 I.LOAN	14.740	53 I.LOAN	13.703	4	53 I.LOAN	0:48.512	48.657 (4)
5	53 I.LOAN	20.069	69 F.ROGER	14.956	69 F.ROGER	13.934	5	28 X.PONS	0:48.848	48.850 (5)
6	95 J.GARCIA	20.465	28 X.PONS	14.981	77 G.DE LA CASA	13.945	6	69 F.ROGER	0:49.465	50.228 (7)
7	69 F.ROGER	20.575	95 J.GARCIA	15.015	28 X.PONS	14.071	7	77 G.DE LA CASA	0:49.878	50.243 (8)
8	13 M.GUIRAL	20.728	13 M.GUIRAL	15.036	28B P.FONT	14.359	8	95 J.GARCIA	0:49.885	50.185 (6)
9	77 G.DE LA CASA	20.854	77 G.DE LA CASA	15.079	95 J.GARCIA	14.405	9	13 M.GUIRAL	0:50.244	50.752 (11)
10	16 D.ARROYO	20.884	28B P.FONT	15.126	34 R.ROMERO	14.453	10	16 D.ARROYO	0:50.563	50.710 (10)
11	34 R.ROMERO	21.089	16 D.ARROYO	15.142	13 M.GUIRAL	14.480	11	28B P.FONT	0:50.643	50.658 (9)
12	28B P.FONT	21.158	77B P.CODINACH	15.219	16 D.ARROYO	14.537	12	34 R.ROMERO	0:51.119	51.557 (12)
13	77B P.CODINACH	21.302	34 R.ROMERO	15.577	77B P.CODINACH	14.954	13	77B P.CODINACH	0:51.475	51.876 (13)





**G-SERIES GS1**

G5

Free Practice 2

Fastest Lap Sequence

Practice Time	Driver	Team	Car	Class	Time	Kph	Lap
52.500	28 Xevi PONS	CALM COMPETICIÓN	PEUGEOT	TUR	<b>49.904</b>	54.4	1
1:05.511	19 Carlos EZPELETA	MOTO GP TEAM	FORD	PRO	<b>48.324</b>	56.2	1
4:33.041	86 José ROGER CHALMETA	MOTO GP TEAM	CITRÖEN	PRO	<b>47.672</b>	56.9	5



**G-SERIES GS1**

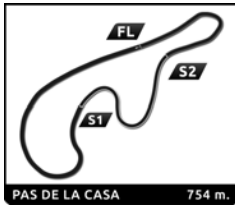
**G5**

**Free Practice 2**

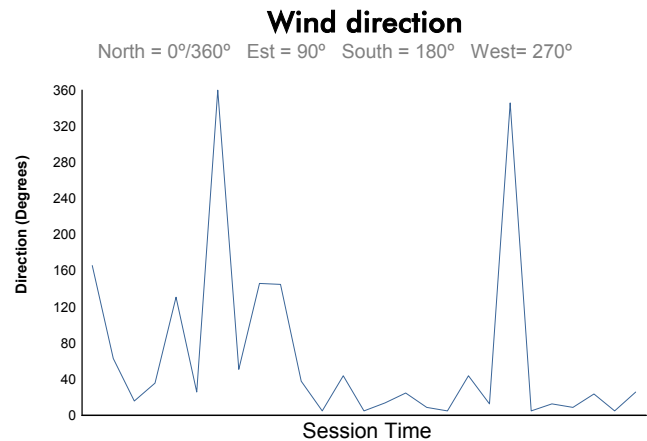
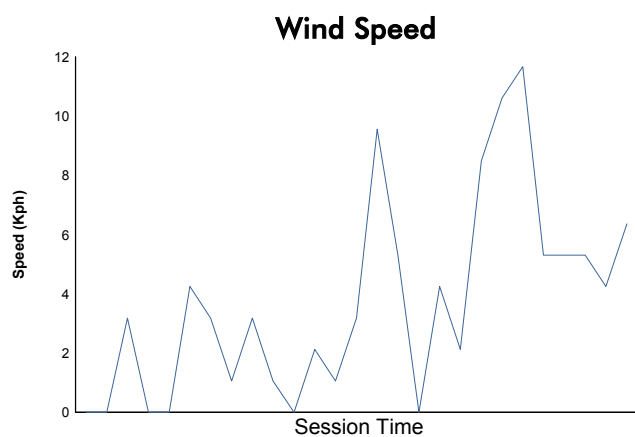
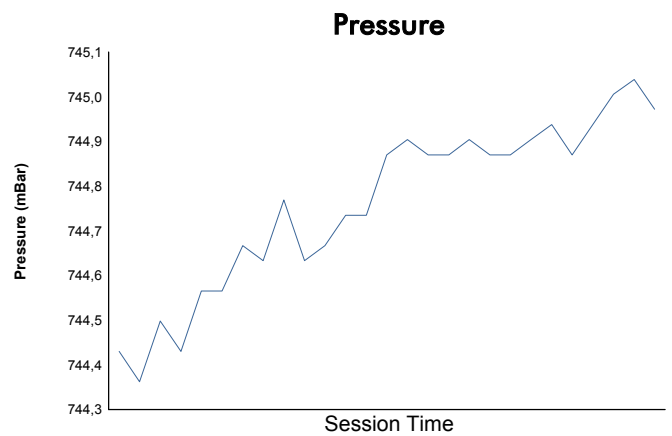
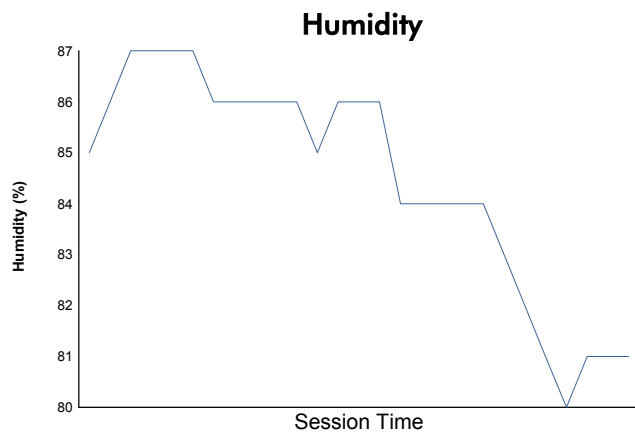
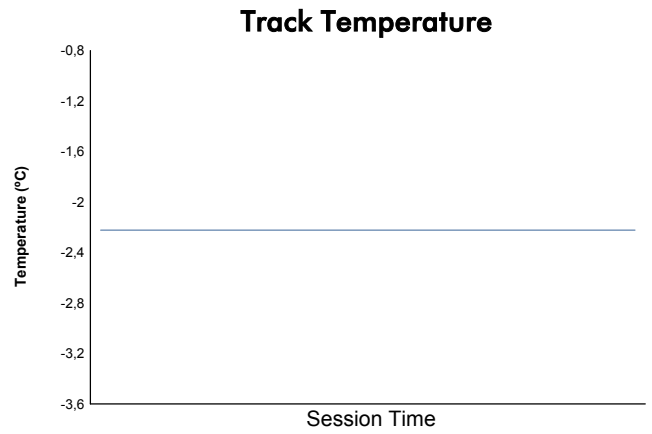
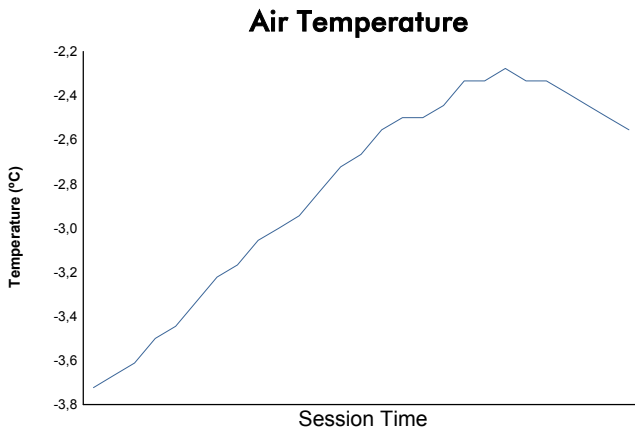
**Analysis**

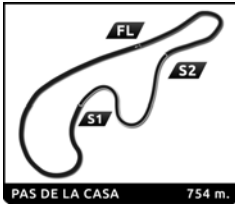
Lap	Time	Sector 1	Sector 2	Sector 3	Kph	Elapsed	Lap	Time	Sector 1	Sector 2	Sector 3	Kph	Elapsed
<b>13B</b> <b>Marc GUTIERREZ</b> AND							3 49.975 20.618 15.139 14.218 54.3 2:31.325						
CRÈDIT ANDORRÀ MED RACING PEUGEOT							4 50.240 20.552 14.988 14.700 54.0 3:21.565						
1	48.758	20.076	14.612	14.070	55.7	20:56.134	<b>34</b> <b>Raul ROMERO</b> AND						
2	48.483	19.911	14.949	13.623	56.0	21:44.617	ESPONSORAMA S L PEUGEOT						
3	48.654	19.994	15.010	13.650	55.8	22:33.271	1	51.557	21.214	15.577	14.766	52.6	7:51.390
4	48.817	20.204	14.811	13.802	55.6	23:22.088	2	52.186	21.098	16.339	14.749	52.0	8:43.576
5	49.629	20.782	14.888	13.959	54.7	24:11.717	3	52.560	21.207	16.187	15.166	51.6	9:36.136
6	51.569	20.657	15.398	15.514	52.6	25:03.286	4	51.919	21.503	15.786	14.630	52.3	10:28.055
<b>28B</b> <b>Pedro FONT</b> ESP							5 51.763 21.089 16.114 14.560 52.4 11:19.818						
CALM COMPETICÓ PEUGEOT							6 52.225 21.380 16.392 14.453 52.0 12:12.043						
1	53.359	21.953	15.126	16.280	50.9	21:18.916	<b>53</b> <b>Isidre LOAN</b> AND						
2	50.658	21.158	15.141	14.359	53.6	22:09.574	TALLER CALL PEUGEOT						
3	1:05.357	22.333	19.513	23.511	41.5	23:14.931	1	49.228	20.464	14.948	13.816	55.1	14:03.434
<b>77B</b> <b>Pep CODINACH</b> ESP							2 49.001 20.558 14.740 13.703 55.4 14:52.435						
PCR SPORT MINI							3 49.457 20.392 15.132 13.933 54.9 15:41.892						
1	52.115	21.652	15.509	14.954	52.1	21:28.162	4	49.666	20.860	14.770	14.036	54.7	16:31.558
2	52.789	21.396	16.307	15.086	51.4	22:20.951	5	48.925	20.069	14.976	13.880	55.5	17:20.483
3	52.216	21.551	15.322	15.343	52.0	23:13.167	6	48.657	20.115	14.786	13.756	55.8	18:09.140
4	52.147	21.680	15.219	15.248	52.1	24:05.314	<b>69</b> <b>Fernando ROGER</b> AND						
5	52.303	21.302	15.785	15.216	51.9	24:57.617	MOTO GP TEAM PEUGEOT						
6	51.876	21.560	15.361	14.955	52.3	25:49.493	1	50.436	21.173	15.329	13.934	53.8	14:17.063
<b>13</b> <b>Manel GUIRAL</b> AND							2 50.296 20.872 15.356 14.068 54.0 15:07.359						
CRÈDIT ANDORRÀ MED RACING PEUGEOT							3 1:00.097 20.575 14.956 24.566 45.2 16:07.456						
1	52.079	21.600	15.622	14.857	52.1	7:32.709	4	50.228	20.841	15.365	14.022	54.0	16:57.684
2	50.752	20.929	15.193	14.630	53.5	8:23.461	5	51.121	21.063	15.581	14.477	53.1	17:48.805
3	50.758	21.033	15.227	14.498	53.5	9:14.219	6	51.774	21.432	15.587	14.755	52.4	18:40.579
4	50.800	20.728	15.262	14.810	53.4	10:05.019	<b>77</b> <b>Gerard DE LA CASA</b> AND						
5	50.786	21.270	15.036	14.480	53.4	10:55.805	PCR SPORT MINI						
6	51.091	21.027	15.494	14.570	53.1	11:46.896	1	50.243	21.067	15.231	13.945	54.0	7:21.066
<b>16</b> <b>David ARROYO</b> ESP							2 50.243 20.854 15.373 14.016 54.0 8:11.309						
MOTO GP TEAM CITRÖEN							3 51.082 21.506 15.306 14.270 53.1 9:02.391						
1	51.719	21.646	15.195	14.878	52.5	7:42.645	4	50.803	21.273	15.079	14.451	53.4	9:53.194
2	52.484	21.998	15.502	14.984	51.7	8:35.129	5	51.458	21.259	15.634	14.565	52.7	10:44.652
3	50.756	21.005	15.142	14.609	53.5	9:25.885	<b>86</b> <b>José ROGER CHALMETA</b> AND						
4	51.589	20.921	15.588	15.080	52.6	10:17.474	MOTO GP TEAM CITRÖEN						
5	50.710	20.884	15.174	14.652	53.5	11:08.184	1	48.797	20.047	14.708	14.042	55.6	1:20.260
6	51.049	21.111	15.401	14.537	53.2	11:59.233	2	48.394	19.762	14.945	13.687	56.1	2:08.654
<b>19</b> <b>Carlos EZPELETA</b> ESP							3 48.347 20.031 14.607 13.709 56.1 2:57.001						
MOTO GP TEAM FORD							4 48.368 19.960 14.755 13.653 56.1 3:45.369						
1	48.324	19.900	14.753	13.671	56.2	1:05.511	5	47.672	19.522	14.581	13.569	56.9	4:33.041
2	48.753	19.653	14.739	14.361	55.7	1:54.264	6	48.530	19.963	14.778	13.789	55.9	5:21.571
3	49.131	19.921	14.871	14.339	55.2	2:43.395	<b>95</b> <b>José Luís GARCIA</b> ESP						
4	48.819	19.878	14.806	14.135	55.6	3:32.214	GC MOTORSPORT PEUGEOT						
5	49.014	19.921	15.150	13.943	55.4	4:21.228	1	51.315	20.841	15.362	15.112	52.9	14:28.522
6	48.156	19.744	14.431	13.981	56.4	5:09.384	2	50.410	20.733	15.200	14.477	53.8	15:18.932
<b>28</b> <b>Xevi PONS</b> ESP							3 50.185 20.526 15.015 14.644 54.1 16:09.117						
CALM COMPETICÓ PEUGEOT							4 51.271 21.171 15.257 14.843 52.9 17:00.388						
1	49.904	20.639	14.981	14.284	54.4	52.500	5	50.436	20.676	15.355	14.405	53.8	17:50.824
2	48.850	19.796	14.983	14.071	55.6	1:41.350	6	50.287	20.465	15.302	14.520	54.0	18:41.111

Personal Best Session Best B Crossing the finish line in pit lane



**G5**  
**G-SERIES GS1**  
**Free Practice 2**  
**Weather Report**





**G-SERIES GS1**  
**G5**  
Qualifying Practice  
Final Classification

Nr.	Driver	Nat	Team	Car		Time	Lap	Total	Gap	Kph	Points	
1	19 Carlos EZPELETA	ESP	MOTO GP TEAM	FORD	PRO	<b>47.667</b>	1	1	-	-	<b>56.9</b>	10
2	86 José ROGER CHALMETA	AND	MOTO GP TEAM	CITRÖEN	PRO	<b>48.331</b>	3	6	+0.664	+0.664	<b>56.2</b>	7
3	53 Isidre LOAN	AND	TALLER CALL	PEUGEOT	PRO	<b>48.559</b>	2	6	+0.892	+0.228	<b>55.9</b>	5
4	13B Marc GUTIERREZ	AND	CRÈDIT ANDORRÀ MED RACING	PEUGEOT	PRO	<b>48.802</b>	4	6	+1.135	+0.243	<b>55.6</b>	4
5	95 José Luis GARCIA	ESP	GC MOTORSPORT	PEUGEOT	PRO	<b>49.667</b>	4	6	+2.000	+0.865	<b>54.7</b>	3
6	28 Xevi PONS	ESP	CALM COMPETICIÓ	PEUGEOT	TUR	<b>49.844</b>	1	6	+2.177	+0.177	<b>54.5</b>	2
7	69 Fernando ROGER	AND	MOTO GP TEAM	PEUGEOT	PRO	<b>49.947</b>	2	6	+2.280	+0.103	<b>54.3</b>	1
8	77 Gerard DE LA CASA	AND	PCR SPORT	MINI	TUR	<b>50.028</b>	4	6	+2.361	+0.081	<b>54.3</b>	0
9	13 Manel GUIRAL	AND	CRÈDIT ANDORRÀ MED RACING	PEUGEOT	PRO	<b>50.238</b>	6	6	+2.571	+0.210	<b>54.0</b>	0
10	77B Pep CODINACH	ESP	PCR SPORT	MINI	TUR	<b>50.243</b>	3	6	+2.576	+0.005	<b>54.0</b>	0
11	16 David ARROYO	ESP	MOTO GP TEAM	CITRÖEN	PRO	<b>50.631</b>	3	6	+2.964	+0.388	<b>53.6</b>	0
12	34 Raul ROMERO	AND	ESPORAMAMA S L	PEUGEOT	PRO	<b>52.074</b>	2	6	+4.407	+1.443	<b>52.1</b>	0
13	28B Pedro FONT	ESP	CALM COMPETICIÓ	PEUGEOT	TUR	<b>1:19.305</b>	1	2	+31.638	+27.231	<b>34.2</b>	0

<b>Fastest Lap</b>	Lap 1	Carlos EZPELETA	<b>47.667</b>	56.9 Kph
--------------------	-------	-----------------	---------------	----------

Published at: .....

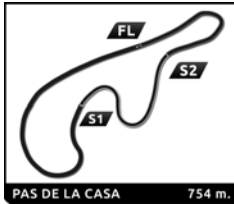
<b>Stewards:</b>	<b>Timekeeper:</b>
------------------	--------------------



**G-SERIES GS1**  
**G5**  
Qualifying Practice

Best Sector Times

SECTOR 1			SECTOR 2		SECTOR 3		Pos	Driver	Ideal Lap	Best Lap
Pos	Driver	Time	Driver	Time	Driver	Time				
1	19 C.EZPELETA	19.736	19 C.EZPELETA	14.454	19 C.EZPELETA	13.477	1	19 C.EZPELETA	0:47.667	47.667 (1)
2	53 I.LOAN	19.886	53 I.LOAN	14.518	13B M.GUTIERREZ	13.545	2	86 J.ROGER CHALMETA	0:48.134	48.331 (2)
3	86 J.ROGER CHALMETA	19.892	86 J.ROGER CHALMETA	14.651	86 J.ROGER CHALMETA	13.591	3	53 I.LOAN	0:48.149	48.559 (3)
4	13B M.GUTIERREZ	20.048	69 F.ROGER	14.782	53 I.LOAN	13.745	4	13B M.GUTIERREZ	0:48.498	48.802 (4)
5	28 X.PONS	20.312	95 J.GARCIA	14.828	77B P.CODINACH	13.919	5	95 J.GARCIA	0:49.406	49.667 (5)
6	95 J.GARCIA	20.454	13B M.GUTIERREZ	14.905	77 G.DE LA CASA	13.961	6	69 F.ROGER	0:49.507	49.947 (7)
7	13 M.GUIRAL	20.635	77 G.DE LA CASA	15.050	69 F.ROGER	14.057	7	28 X.PONS	0:49.733	49.844 (6)
8	69 F.ROGER	20.668	77B P.CODINACH	15.126	95 J.GARCIA	14.124	8	77B P.CODINACH	0:49.739	50.243 (10)
9	16 D.ARROYO	20.674	28 X.PONS	15.225	28 X.PONS	14.196	9	77 G.DE LA CASA	0:49.992	50.028 (8)
10	77B P.CODINACH	20.694	16 D.ARROYO	15.269	13 M.GUIRAL	14.321	10	13 M.GUIRAL	0:50.238	50.238 (9)
11	77 G.DE LA CASA	20.981	13 M.GUIRAL	15.282	34 R.ROMERO	14.397	11	16 D.ARROYO	0:50.419	50.631 (11)
12	34 R.ROMERO	21.443	34 R.ROMERO	15.552	16 D.ARROYO	14.476	12	34 R.ROMERO	0:51.392	52.074 (12)
13	28B P.FONT	23.047	28B P.FONT	18.548	28B P.FONT	14.906	13	28B P.FONT	0:56.501	1:19.305 (13)



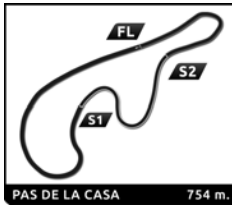
**G-SERIES GS1**

G5

Qualifying Practice

Fastest Lap Sequence

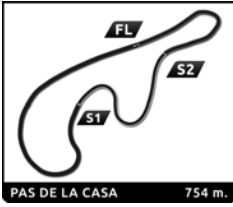
Practice Time	Driver	Team	Car	Class	Time	Kph	Lap
1:00.460	28 Xevi PONS	CALM COMPETICIÓ	PEUGEOT	TUR	<b>49.844</b>	54.5	1
1:11.006	19 Carlos EZPELETA	MOTO GP TEAM	FORD	PRO	<b>47.667</b>	56.9	1



**G-SERIES GS1**  
**G5**  
Qualifying Practice  
Analysis

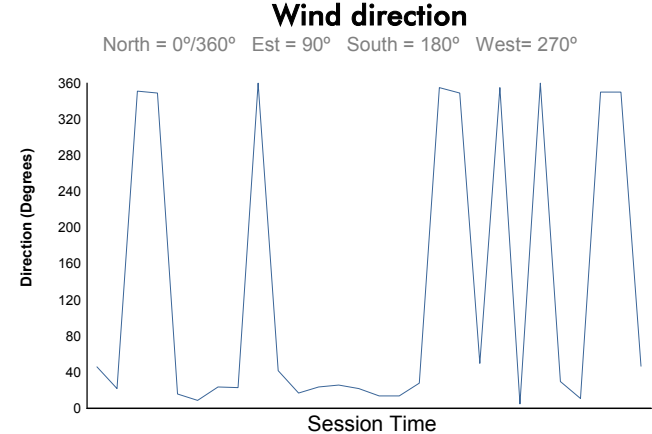
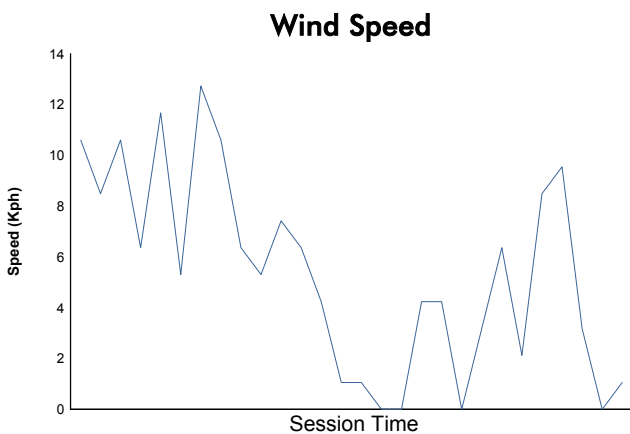
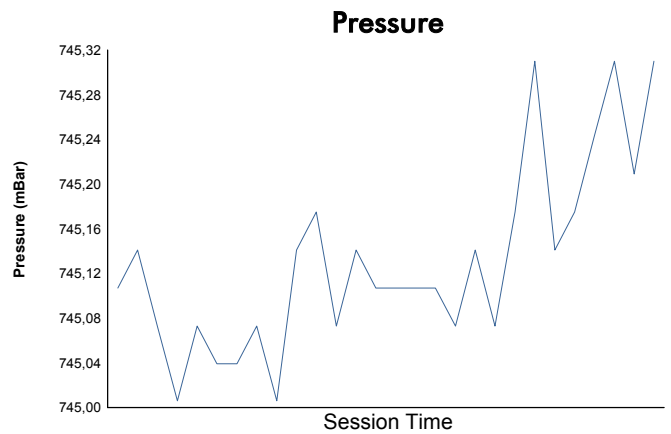
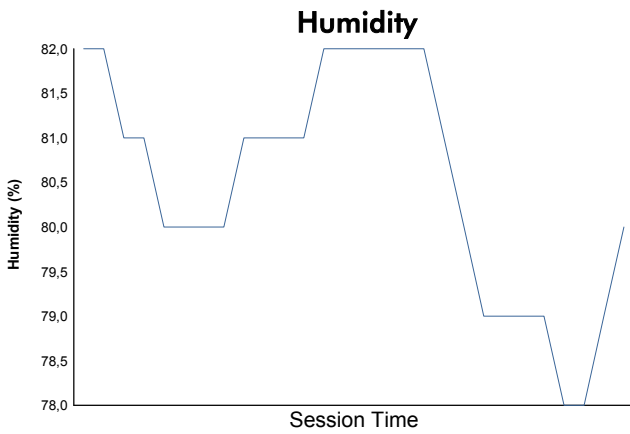
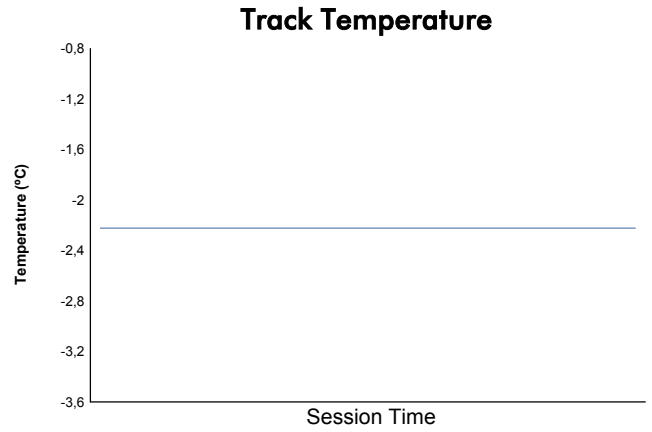
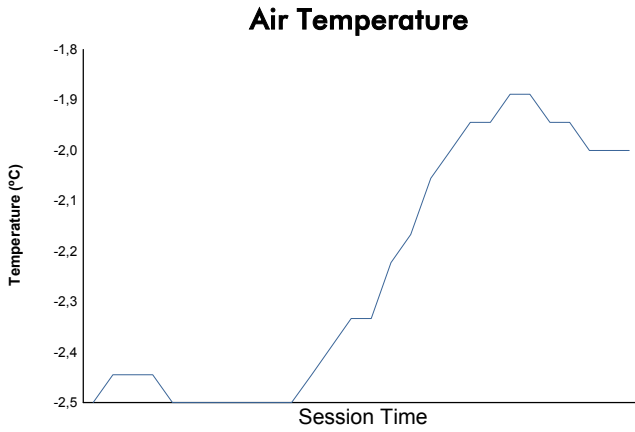
■ Personal Best ■ Session Best B Crossing the finish line in pit lane

Lap	Time	Sector 1	Sector 2	Sector 3	Kph	Elapsed	Lap	Time	Sector 1	Sector 2	Sector 3	Kph	Elapsed
<b>13B</b> <b>Marc GUTIERREZ</b> AND													
CRÈDIT ANDORRÀ MED RACING PEUGEOT													
1	48.805	20.048	15.166	13.591	55.6	22:03.790							
2	49.078	20.135	15.105	13.838	55.3	22:52.868							
3	50.403	21.297	14.994	14.112	53.9	23:43.271							
4	48.802	20.131	15.126	13.545	55.6	24:32.073							
5	49.564	20.667	14.905	13.992	54.8	25:21.637							
6	49.499	20.526	15.147	13.826	54.8	26:11.136							
<b>28B</b> <b>Pedro FONT</b> ESP													
CALM COMPETIÓ PEUGEOT													
1	1:19.305	39.182	18.548	21.575	34.2	22:50.540							
2	1:50.557	26.746	1:08.905	14.906	24.6	24:41.097							
<b>77B</b> <b>Pep CODINACH</b> ESP													
PCR SPORT MINI													
1	54.658	23.819	15.853	14.986	49.7	22:33.083							
2	50.258	21.175	15.164	13.919	54.0	23:23.341							
3	50.243	20.864	15.126	14.253	54.0	24:13.584							
4	51.008	20.694	15.654	14.660	53.2	25:04.592							
5	51.102	21.149	15.451	14.502	53.1	25:55.694							
6	51.117	20.924	15.349	14.844	53.1	26:46.811							
<b>13</b> <b>Manel GUIRAL</b> AND													
CRÈDIT ANDORRÀ MED RACING PEUGEOT													
1	51.689	21.274	15.864	14.551	52.5	8:31.393							
2	51.581	21.103	15.780	14.698	52.6	9:22.974							
3	51.040	21.012	15.650	14.378	53.2	10:14.014							
4	51.219	21.211	15.457	14.551	53.0	11:05.233							
5	51.010	21.055	15.341	14.614	53.2	11:56.243							
6	50.238	20.635	15.282	14.321	54.0	12:46.481							
<b>16</b> <b>David ARROYO</b> ESP													
MOTO GP TEAM CITRÖEN													
1	50.886	20.674	15.324	14.888	53.3	8:40.050							
2	51.207	20.960	15.576	14.671	53.0	9:31.257							
3	50.631	20.886	15.269	14.476	53.6	10:21.888							
4	50.819	20.823	15.342	14.654	53.4	11:12.707							
5	51.767	21.193	15.499	15.075	52.4	12:04.474							
6	51.389	21.079	15.484	14.826	52.8	12:55.863							
<b>19</b> <b>Carlos EZPELETA</b> ESP													
MOTO GP TEAM FORD													
1	47.667	19.736	14.454	13.477	56.9	1:11.006							
<b>28</b> <b>Xevi PONS</b> ESP													
CALM COMPETIÓ PEUGEOT													
1	49.844	20.401	15.225	14.218	54.5	1:00.460							
2	50.087	20.312	15.275	14.500	54.2	1:50.547							
3	50.520	20.563	15.761	14.196	53.7	2:41.067							
4	50.539	20.378	15.534	14.627	53.7	3:31.606							
5	50.590	20.638	15.487	14.465	53.7	4:22.196							
6	50.725	20.320	15.727	14.678	53.5	5:12.921							
<b>34</b> <b>Raul ROMERO</b> AND													
ESPONSORAMA S L PEUGEOT													
1	52.568	22.048	15.820	14.700	51.6	8:51.951							
2	52.074	21.589	16.088	14.397	52.1	9:44.025							
3	52.629	21.443	15.827	15.359	51.6	10:36.654							
4	57.848	22.303	20.361	15.184	46.9	11:34.502							
5	57.106	21.968	19.364	15.774	47.5	12:31.608							
6	52.703	22.148	15.552	15.003	51.5	13:24.311							
<b>53</b> <b>Isidre LOAN</b> AND													
TALLER CALL PEUGEOT													
1	49.664	20.469	14.973	14.222	54.7	15:16.107							
2	48.559	19.926	14.518	14.115	55.9	16:04.666							
3	49.402	19.886	14.839	14.677	54.9	16:54.068							
4	48.934	20.248	14.822	13.864	55.5	17:43.002							
5	48.970	20.170	14.629	14.171	55.4	18:31.972							
6	48.873	20.208	14.920	13.745	55.5	19:20.845							
<b>69</b> <b>Fernando ROGER</b> AND													
MOTO GP TEAM PEUGEOT													
1	51.282	21.453	15.217	14.612	52.9	15:39.290							
2	49.947	20.912	14.782	14.253	54.3	16:29.237							
3	50.210	20.943	14.957	14.310	54.1	17:19.447							
4	50.875	21.226	15.592	14.057	53.4	18:10.322							
5	50.121	20.668	15.370	14.083	54.2	19:00.443							
6	50.542	21.250	15.052	14.240	53.7	19:50.985							
<b>77</b> <b>Gerard DE LA CASA</b> AND													
PCR SPORT MINI													
1	50.374	20.981	15.343	14.050	53.9	8:20.899							
2	50.100	21.028	15.088	13.984	54.2	9:10.999							
3	50.467	21.302	15.163	14.002	53.8	10:01.466							
4	50.028	21.017	15.050	13.961	54.3	10:51.494							
5	50.579	21.251	15.316	14.012	53.7	11:42.073							
6	55.347	21.137	15.219	18.991	49.0	12:37.420							
<b>86</b> <b>José ROGER CHALMETA</b> AND													
MOTO GP TEAM CITRÖEN													
1	48.601	20.341	14.669	13.591	55.9	1:27.423							
2	48.585	19.903	14.901	13.781	55.9	2:16.008							
3	48.331	19.892	14.671	13.768	56.2	3:04.339							
4	48.558	20.089	14.768	13.701	55.9	3:52.897							
5	48.770	20.051	15.038	13.681	55.7	4:41.667							
6	49.087	20.183	14.651	14.253	55.3	5:30.754							
<b>95</b> <b>José Luís GARCIA</b> ESP													
GC MOTORSPORT PEUGEOT													
1	50.351	20.798	14.828	14.725	53.9	15:27.491							
2	50.480	20.825	15.197	14.458	53.8	16:17.971							
3	50.072	20.524	15.424	14.124	54.2	17:08.043							
4	49.667	20.454	14.848	14.365	54.7	17:57.710							
5	50.854	20.644	15.244	14.966	53.4	18:48.564							
6	50.586	20.910	14.863	14.813	53.7	19:39.150							




**G5**  
**G-SERIES GS1**  
**Qualifying Practice**

**Weather Report**







**G-SERIES GS1**

**G5**

Super Special (6 laps, 4,5 km.)

**Final Classification**

Nr	Driver	Nat	Team	Class	Laps	Total Time	Gap	Kph	Best Lap		Points	
									Lap	Time		Kph
1	13B Marc GUTIERREZ	AND	CRÈDIT ANDORRÀ MED RACING	PRO	6	<b>4:46.538</b>	-	56.2	3	<b>47.501</b>	57.1	15
2	19 Carlos EZPELETA	ESP	MOTO GP TEAM	PRO	6	<b>4:50.296</b>	+3.758	55.4	2	<b>47.754</b>	56.8	14
3	86 José ROGER CHALMETA	AND	MOTO GP TEAM	PRO	6	<b>4:50.885</b>	+4.347	55.3	1	<b>48.147</b>	56.4	13
4	95 José Luis GARCIA	ESP	GC MOTORSPORT	PRO	6	<b>4:58.068</b>	+11.530	54.0	2	<b>49.405</b>	54.9	12
5	28 Xevi PONS	ESP	CALM COMPETICIÓ	TUR	6	<b>4:58.643</b>	+12.105	53.9	1	<b>49.010</b>	55.4	11
6	53 Isidre LOAN	AND	TALLER CALL	PRO	6	<b>4:59.111</b>	+12.573	53.8	6	<b>48.604</b>	55.8	10
7	13 Manel GUIRAL	AND	CRÈDIT ANDORRÀ MED RACING	PRO	6	<b>4:59.455</b>	+12.917	53.7	1	<b>49.671</b>	54.6	9
8	77B Pep CODINACH	ESP	PCR SPORT	TUR	6	<b>5:03.907</b>	+17.369	53.0	4	<b>50.118</b>	54.2	8
9	69 Fernando ROGER	AND	MOTO GP TEAM	PRO	6	<b>5:04.311</b>	+17.773	52.9	5	<b>50.230</b>	54.0	7
10	16 David ARROYO	ESP	MOTO GP TEAM	PRO	6	<b>5:10.419</b>	+23.881	51.9	2	<b>50.525</b>	53.7	6
11	34 Raul ROMERO	AND	ESPORSORAMA S L	PRO	6	<b>5:12.208</b>	+25.670	51.6	6	<b>50.747</b>	53.5	5
12	77 Gerard DE LA CASA	AND	PCR SPORT	TUR	6	<b>5:13.612</b>	+27.074	51.3	2	<b>49.773</b>	54.5	4
13	28B Pedro FONT	ESP	CALM COMPETICIÓ	TUR	6	<b>5:32.749</b>	+46.211	48.4	1	<b>50.603</b>	53.6	3

**Fastest Lap** Lap 3 Marc GUTIERREZ **47.501** 57.1 Kph

Published at: .....

<b>Stewards:</b>	<b>Timekeeper:</b>
------------------	--------------------



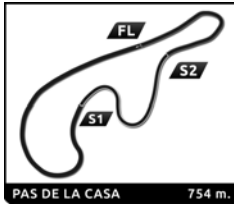
**G-SERIES GS1**

G5

Super Special

Best Sector Times

SECTOR 1			SECTOR 2		SECTOR 3		Pos	Driver	Ideal Lap	Best Lap
Pos	Driver	Time	Driver	Time	Driver	Time				
1	13B M.GUTIERREZ	19.530	13B M.GUTIERREZ	14.347	13B M.GUTIERREZ	13.248	1	13B M.GUTIERREZ	0:47.125	47.501 (1)
2	19 C.EZPELETA	19.646	53 I.LOAN	14.570	86 J.ROGER CHALMETA	13.364	2	19 C.EZPELETA	0:47.709	47.754 (2)
3	86 J.ROGER CHALMETA	19.701	19 C.EZPELETA	14.573	19 C.EZPELETA	13.490	3	86 J.ROGER CHALMETA	0:47.735	48.147 (3)
4	53 I.LOAN	19.998	86 J.ROGER CHALMETA	14.670	77 G.DE LA CASA	13.773	4	53 I.LOAN	0:48.353	48.604 (4)
5	28 X.PONS	20.013	77B P.CODINACH	14.797	53 I.LOAN	13.785	5	95 J.GARCIA	0:48.912	49.405 (6)
6	95 J.GARCIA	20.166	77 G.DE LA CASA	14.797	95 J.GARCIA	13.843	6	28 X.PONS	0:49.003	49.010 (5)
7	77B P.CODINACH	20.410	69 F.ROGER	14.822	13 M.GUIRAL	13.898	7	13 M.GUIRAL	0:49.175	49.671 (7)
8	13 M.GUIRAL	20.429	13 M.GUIRAL	14.848	28 X.PONS	14.020	8	77 G.DE LA CASA	0:49.260	49.773 (8)
9	77 G.DE LA CASA	20.690	95 J.GARCIA	14.903	34 R.ROMERO	14.088	9	77B P.CODINACH	0:49.361	50.118 (9)
10	28B P.FONT	20.735	28 X.PONS	14.970	77B P.CODINACH	14.154	10	69 F.ROGER	0:49.733	50.230 (10)
11	69 F.ROGER	20.749	28B P.FONT	15.113	69 F.ROGER	14.162	11	34 R.ROMERO	0:50.322	50.747 (13)
12	34 R.ROMERO	20.804	16 D.ARROYO	15.173	16 D.ARROYO	14.366	12	16 D.ARROYO	0:50.374	50.525 (11)
13	16 D.ARROYO	20.835	34 R.ROMERO	15.430	28B P.FONT	14.582	13	28B P.FONT	0:50.430	50.603 (12)



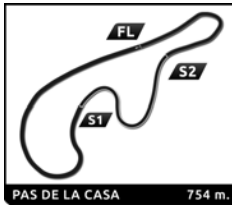
**G-SERIES GS1**

G5

Super Special

Fastest Lap Sequence

Practice Time	Driver	Team	Car	Class	Time	Kph	Lap
49.010	28 Xevi PONS	CALM COMPETICIÓ	PEUGEOT	TUR	<b>49.010</b>	55.4	1
48.238	19 Carlos EZPELETA	MOTO GP TEAM	FORD	PRO	<b>48.238</b>	56.3	1
48.147	86 José ROGER CHALMETA	MOTO GP TEAM	CITRÖEN	PRO	<b>48.147</b>	56.4	1
1:35.992	19 Carlos EZPELETA	MOTO GP TEAM	FORD	PRO	<b>47.754</b>	56.8	2
47.578	13B Marc GUTIERREZ	CRÈDIT ANDORRÀ MED RACING	PEUGEOT	PRO	<b>47.578</b>	57.1	1
2:22.969	13B Marc GUTIERREZ	CRÈDIT ANDORRÀ MED RACING	PEUGEOT	PRO	<b>47.501</b>	57.1	3



**G-SERIES GS1**

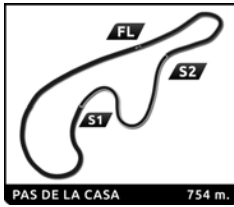
G5

Super Special

Analysis

■ Personal Best ■ Session Best B Crossing the finish line in pit lane

Lap	Time	Sector 1	Sector 2	Sector 3	Kph	Elapsed	Lap	Time	Sector 1	Sector 2	Sector 3	Kph	Elapsed
<b>13B</b> Marc GUTIERREZ AND													
CRÈDIT ANDORRÀ MED RACING PEUGEOT													
1	47.578	19.786	14.347	13.445	57.1	47.578							
2	47.890	19.827	14.446	13.617	56.7	1:35.468							
3	47.501	19.530	14.568	13.403	57.1	2:22.969							
4	47.767	19.804	14.517	13.446	56.8	3:10.736							
5	48.044	19.651	14.360	14.033	56.5	3:58.780							
6	47.758	20.049	14.461	13.248	56.8	4:46.538							
<b>28</b> Xevi PONS ESP													
CALM COMPETICIÓN PEUGEOT													
1	49.010	20.020	14.970	14.020	55.4	49.010							
2	49.440	20.181	15.187	14.072	54.9	1:38.450							
3	50.037	20.013	15.385	14.639	54.2	2:28.487							
4	49.791	20.266	15.366	14.159	54.5	3:18.278							
5	49.977	20.452	15.383	14.142	54.3	4:08.255							
6	50.388	20.589	15.650	14.149	53.9	4:58.643							
<b>28B</b> Pedro FONT ESP													
CALM COMPETICIÓN PEUGEOT													
1	50.603	20.810	15.211	14.582	53.6	50.603							
2	1:12.967	20.881	15.405	36.681	37.2	2:03.570							
3	54.622	21.296	17.956	15.370	49.7	2:58.192							
4	52.178	21.406			52.0	3:50.370							
5	50.652	20.735	15.113	14.804	53.6	4:41.022							
6	51.727	21.322	15.566	14.839	52.5	5:32.749							
<b>77B</b> Pep CODINACH ESP													
PCR SPORT MINI													
1	51.872	21.608	15.307	14.957	52.3	51.872							
2	50.517	20.627	15.375	14.515	53.7	1:42.389							
3	50.145	20.652	14.797	14.696	54.1	2:32.534							
4	50.118	20.780	15.184	14.154	54.2	3:22.652							
5	50.691	20.953	15.405	14.333	53.5	4:13.343							
6	50.564	20.410	15.219	14.935	53.7	5:03.907							
<b>13</b> Manel GUIRAL AND													
CRÈDIT ANDORRÀ MED RACING PEUGEOT													
1	49.671	20.505	15.238	13.928	54.6	49.671							
2	49.881	20.687	15.295	13.899	54.4	1:39.552							
3	49.944	20.541	14.851	14.552	54.3	2:29.496							
4	49.956	20.584	14.848	14.524	54.3	3:19.452							
5	50.085	20.628	15.559	13.898	54.2	4:09.537							
6	49.918	20.429	15.208	14.281	54.4	4:59.455							
<b>16</b> David ARROYO ESP													
MOTO GP TEAM CITRÖEN													
1	50.800	21.072	15.261	14.467	53.4	50.800							
2	50.525	20.835	15.258	14.432	53.7	1:41.325							
3	50.903	20.908	15.381	14.614	53.3	2:32.228							
4	50.796	21.048	15.173	14.575	53.4	3:23.024							
5	56.805	21.011	15.597	20.197	47.8	4:19.829							
6	50.590	20.879	15.345	14.366	53.7	5:10.419							
<b>19</b> Carlos EZPELETA ESP													
MOTO GP TEAM FORD													
1	48.238	20.051	14.697	13.490	56.3	48.238							
2	47.754	19.646	14.573	13.535	56.8	1:35.992							
3	48.556	19.812	14.850	13.894	55.9	2:24.548							
4	48.677	19.870	14.917	13.890	55.8	3:13.225							
5	48.620	20.098	14.908	13.614	55.8	4:01.845							
6	48.451	19.948	14.873	13.630	56.0	4:50.296							
<b>34</b> Raul ROMERO AND													
ESPONSORAMA S L PEUGEOT													
1	51.595	21.720	15.463	14.412	52.6	51.595							
2	52.620	21.291	15.753	15.576	51.6	1:44.215							
3	53.487	21.457	16.517	15.513	50.7	2:37.702							
4	52.097	21.222	16.312	14.563	52.1	3:29.799							
5	51.662	21.594	15.430	14.638	52.5	4:21.461							
6	50.747	20.804	15.855	14.088	53.5	5:12.208							
<b>53</b> Isidre LOAN AND													
TALLER CALL PEUGEOT													
1	49.412	20.526	14.844	14.042	54.9	49.412							
2	48.781	19.998	14.998	13.785	55.6	1:38.193							
3	49.231	20.137	14.816	14.278	55.1	2:27.424							
4	54.347	20.253	14.832	19.262	49.9	3:21.771							
5	48.736	20.216	14.570	13.950	55.7	4:10.507							
6	48.604	20.084	14.598	13.922	55.8	4:59.111							
<b>69</b> Fernando ROGER AND													
MOTO GP TEAM PEUGEOT													
1	51.033	21.217	15.240	14.576	53.2	51.033							
2	51.565	21.841	15.329	14.395	52.6	1:42.598							
3	50.584	21.220	15.202	14.162	53.7	2:33.182							
4	50.650	21.146	15.234	14.270	53.6	3:23.832							
5	50.230	20.749	15.290	14.191	54.0	4:14.062							
6	50.249	21.194	14.822	14.233	54.0	5:04.311							
<b>77</b> Gerard DE LA CASA AND													
PCR SPORT MINI													
1	50.233	21.317	15.143	13.773	54.0	50.233							
2	49.773	20.704	15.003	14.066	54.5	1:40.006							
3	1:02.304	20.690	15.257	26.357	43.6	2:42.310							
4	50.123	21.355	14.797	13.971	54.2	3:32.433							
5	50.405	21.353	15.190	13.862	53.9	4:22.838							
6	50.774	21.176	15.160	14.438	53.5	5:13.612							
<b>86</b> José ROGER CHALMETA AND													
MOTO GP TEAM CITRÖEN													
1	48.147	20.112	14.670	13.365	56.4	48.147							
2	48.281	20.128	14.738	13.415	56.2	1:36.428							
3	48.887	20.288	14.974	13.625	55.5	2:25.315							
4	48.639	20.041	14.714	13.884	55.8	3:13.954							
5	48.296	19.701	15.231	13.364	56.2	4:02.250							
6	48.635	20.352	14.871	13.412	55.8	4:50.885							



**G-SERIES GS1**

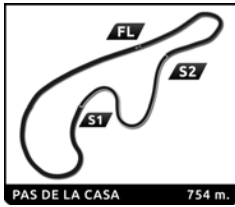
G5

Super Special

Analysis

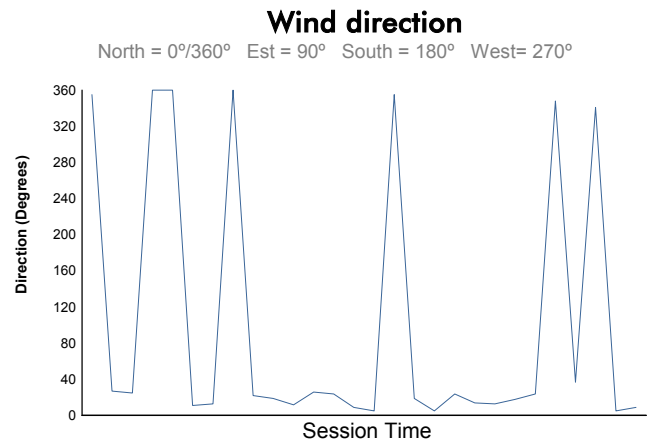
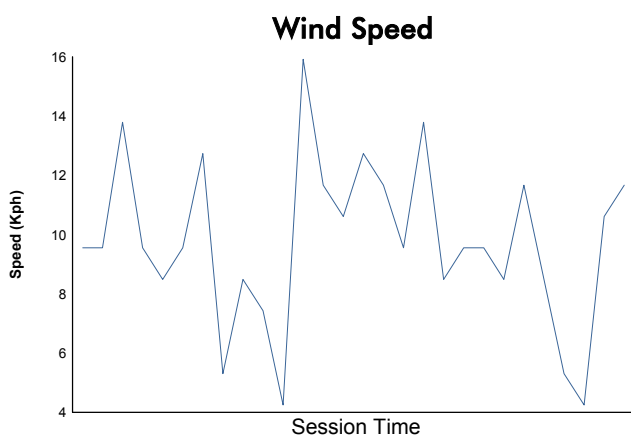
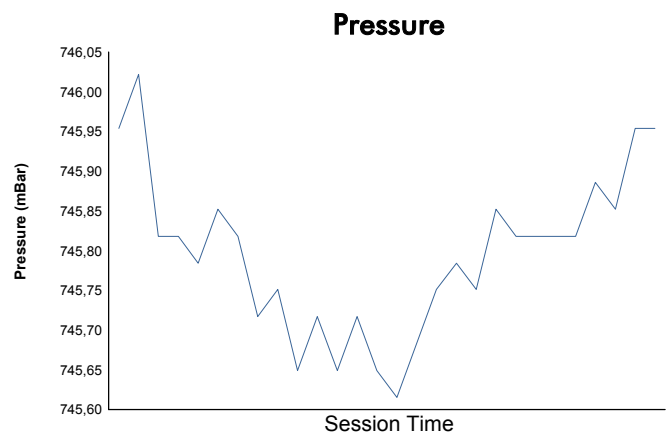
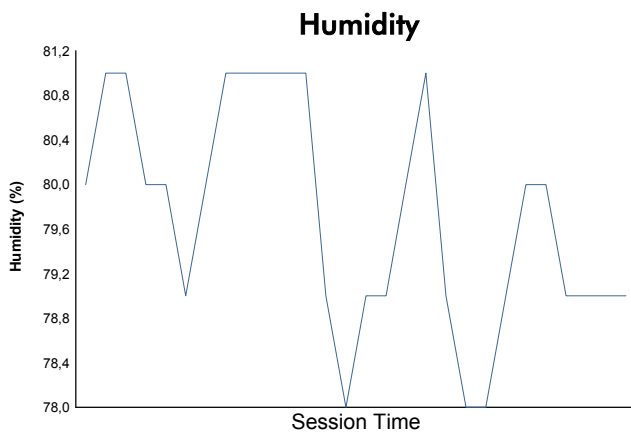
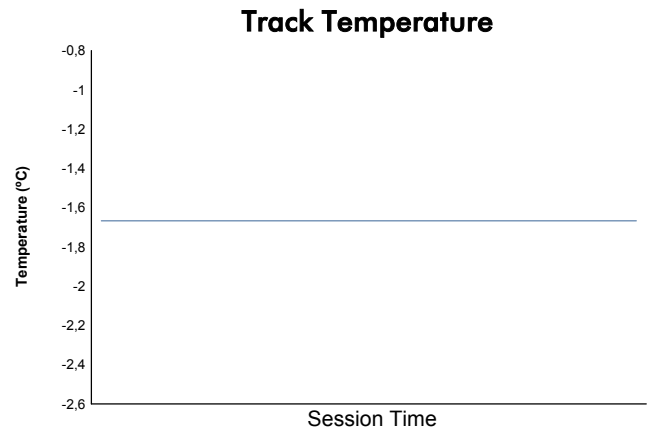
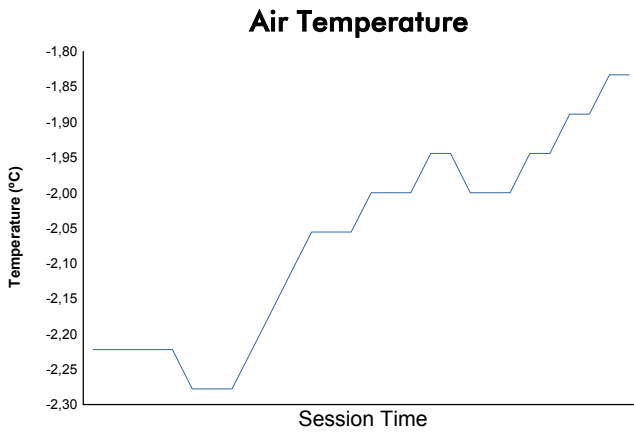
■ Personal Best ■ Session Best B Crossing the finish line in pit lane

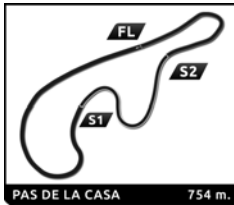
Lap	Time	Sector 1	Sector 2	Sector 3	Kph	Elapsed	Lap	Time	Sector 1	Sector 2	Sector 3	Kph	Elapsed	
<b>95</b>	<b>José Luís GARCIA</b> ESP													
	GC MOTORSPORT													PEUGEOT
1	50.046	20.676	15.177	14.193	54.2	50.046								
2	<b>49.405</b>	<b>20.166</b>	14.929	14.310	54.9	1:39.451								
3	49.502	20.178	14.996	14.328	54.8	2:28.953								
4	49.842	20.807	14.990	14.045	54.5	3:18.795								
5	49.829	20.201	<b>14.903</b>	14.725	54.5	4:08.624								
6	49.444	20.639	14.962	<b>13.843</b>	54.9	4:58.068								



**G5**  
**G-SERIES GS1**  
**Super Special**

**Weather Report**





# G-SERIES GS1

## G5

Final B (8 laps, 6,0 km.)

### Starting Grid

52.074	Raul ROMERO	ESPONSORAMA S L	34	- 3 -	16	MOTO GP TEAM	50.631	David ARROYO
50.028	Gerard DE LA CASA	PCR SPORT	77	- 2 -	28	CALM COMPETICIÓ	49.844	Xevi PONS
48.802	Marc GUTIERREZ	CRÈDIT ANDORRÀ MED RACING	13B	- 1 -	86	MOTO GP TEAM	48.331	José ROGER CHALMETA

↓  
Pole


Stewards:	Timekeeper:
-----------	-------------



Crèdit Andorrà



RACINGLOOP



**G-SERIES GS1**

**G5**

Final B (8 laps, 6,0 km.)

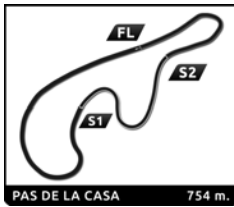
**Final Classification**

Nr	Driver	Nat	Team	Class	Laps	Total Time	Gap	Kph	Best Lap		Points	
									Lap	Time		Kph
1	13B Marc GUTIERREZ	AND	CRÈDIT ANDORRÀ MED RACING	PRO	8	<b>6:27.899</b>	-	55.5	3	<b>47.220</b>	57.5	20
2	86 José ROGER CHALMETA	AND	MOTO GP TEAM	PRO	8	<b>6:28.874</b>	+0.975	55.4	6	<b>47.046</b>	57.7	18
3	28 Xevi PONS	ESP	CALM COMPETICIÓ	TUR	8	<b>6:33.397</b>	+5.498	54.7	7	<b>47.067</b>	57.7	16
4	16 David ARROYO	ESP	MOTO GP TEAM	PRO	8	<b>6:42.997</b>	+15.098	53.4	7	<b>48.940</b>	55.5	14
5	34 Raul ROMERO	AND	ESPORSORAMA S L	PRO	8	<b>6:49.911</b>	+22.012	52.5	7	<b>48.630</b>	55.8	12
6	77 Gerard DE LA CASA	AND	PCR SPORT	TUR	6	<b>5:01.034</b>	2 Laps	53.5	5	<b>48.299</b>	56.2	10
<b>Pole Position</b>						J. ROGER CHALMETA			<b>48.331</b>	56.2 Kph		
<b>Fastest Lap</b>				Lap 6	José ROGER CHALMETA				<b>47.046</b>	57.7 Kph		

Published at: .....

<b>Stewards:</b>	<b>Timekeeper:</b>
------------------	--------------------





**G-SERIES GS1**

G5

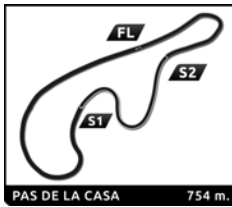
Final B

Final Classification by Division

Nr. Driver	Nat	Team	Car	Laps	Total Time	Gap	Kph	Best Lap				
								Lap	Time	Kph		
<b>Proto G</b>												
1	13B	Marc GUTIERREZ	AND	CRÈDIT ANDORRÀ MED RACING	PEUGEOT	8	<b>6:27.899</b>		55.5	3	<b>47.220</b>	57.5
2	86	José ROGER CHALMETA	AND	MOTO GP TEAM	CITRÖEN	8	<b>6:28.874</b>	+0.975	55.4	6	<b>47.046</b>	57.7
3	16	David ARROYO	ESP	MOTO GP TEAM	CITRÖEN	8	<b>6:42.997</b>	+15.098	53.4	7	<b>48.940</b>	55.5
4	34	Raul ROMERO	AND	ESPONSORAMA S L	PEUGEOT	8	<b>6:49.911</b>	+22.012	52.5	7	<b>48.630</b>	55.8
<b>Turisme G</b>												
1	28	Xevi PONS	ESP	CALM COMPETICIÓ	PEUGEOT	8	<b>6:33.397</b>		54.7	7	<b>47.067</b>	57.7
2	77	Gerard DE LA CASA	AND	PCR SPORT	MINI	6	<b>5:01.034</b>	2 Laps	53.5	5	<b>48.299</b>	56.2

Published at: .....

<b>Stewards:</b>	<b>Timekeeper:</b>
------------------	--------------------



**G-SERIES GS1**

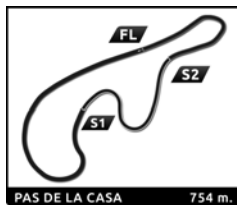
G5

Final B

Lap Chart

**LAP**

Nr	Pos	Grid	LAP								
			1	2	3	4	5	6	7	8	
86	<b>1</b>	86	13B	13B	13B	13B	13B	13B	13B	13B	13B
13B	<b>2</b>	13B	86	86	86	86	86	86	86	86	86
28	<b>3</b>	28	28	28	28	77	77	28	28	28	28
77	<b>4</b>	77	77	77	77	28	28	77	16	16	16
16	<b>5</b>	16	16	16	16	16	16	16	34	34	34
34	<b>6</b>	34	34	34	34	34	34	34	34	34	34



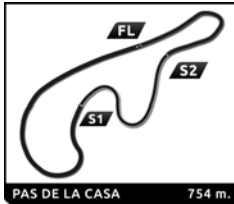
**G-SERIES GS1**

G5

Final B

**Best Sector Times**

SECTOR 1			SECTOR 2		SECTOR 3		Pos	Driver	Ideal Lap	Best Lap	
Pos	Driver	Time	Driver	Time	Driver	Time					
1	86 J.ROGER CHALMETA	19.179	28 X.PONS	14.165	86 J.ROGER CHALMETA	13.178	1	J.ROGER CHALMETA	0:46.705	47.046	(1)
2	28 X.PONS	19.279	86 J.ROGER CHALMETA	14.348	13B M.GUTIERREZ	13.288	2	X.PONS	0:46.936	47.067	(2)
3	13B M.GUTIERREZ	19.456	13B M.GUTIERREZ	14.376	28 X.PONS	13.492	3	M.GUTIERREZ	0:47.120	47.220	(3)
4	77 G.DE LA CASA	19.861	77 G.DE LA CASA	14.397	77 G.DE LA CASA	13.680	4	G.DE LA CASA	0:47.938	48.299	(4)
5	34 R.ROMERO	19.930	34 R.ROMERO	14.505	16 D.ARROYO	13.996	5	R.ROMERO	0:48.627	48.630	(5)
6	16 D.ARROYO	19.939	16 D.ARROYO	14.710	34 R.ROMERO	14.192	6	D.ARROYO	0:48.645	48.940	(6)



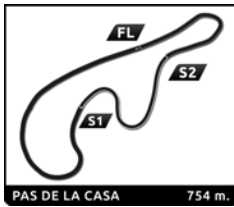
**G-SERIES GS1**

G5

Final B

Fastest Lap Sequence

Practice Time	Driver	Team	Car	Class	Time	Kph	Lap
1:39.844	<b>13B</b> Marc GUTIERREZ	CRÈDIT ANDORRÀ MED RACING	PEUGEOT	PRO	<b>48.063</b>	56.5	2
1:40.713	<b>86</b> José ROGER CHALMETA	MOTO GP TEAM	CITRÖEN	PRO	<b>47.969</b>	56.6	2
1:41.331	<b>28</b> Xevi PONS	CALM COMPETICIÓ	PEUGEOT	TUR	<b>47.936</b>	56.6	2
2:27.064	<b>13B</b> Marc GUTIERREZ	CRÈDIT ANDORRÀ MED RACING	PEUGEOT	PRO	<b>47.220</b>	57.5	3
4:52.957	<b>86</b> José ROGER CHALMETA	MOTO GP TEAM	CITRÖEN	PRO	<b>47.046</b>	57.7	6



**G-SERIES GS1**

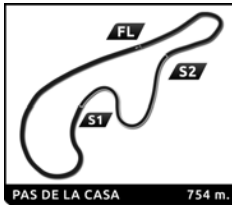
G5

Final B

Analysis by lap

■ Lapped

Nr	Lap Time	Gap	Nr	Lap Time	Gap	Nr	Lap Time	Gap	Nr	Lap Time	Gap	Nr	Lap Time	Gap
<b>Lap 1</b>			<b>Lap 8</b>											
13B	51.781		13B	48.220										
86	52.744	0.963	86	47.668	0.975									
28	53.395	1.614	28	47.334	5.498									
77	55.250	3.469	16	49.399	15.098									
16	56.751	4.970	34	50.935	22.012									
34	58.323	6.542												
<b>Lap 2</b>														
13B	48.063													
86	47.969	0.869												
28	47.936	1.487												
77	48.367	3.773												
16	49.509	6.416												
34	51.113	9.592												
<b>Lap 3</b>														
13B	47.220													
86	47.708	1.357												
28	47.894	2.161												
77	48.930	5.483												
16	50.273	9.469												
34	50.215	12.587												
<b>Lap 4</b>														
13B	48.696													
86	49.703	2.364												
77	49.660	6.447												
28	54.357	7.822												
16	49.792	10.565												
34	50.432	14.323												
<b>Lap 5</b>														
13B	47.972													
86	47.787	2.179												
77	48.299	6.774												
28	47.507	7.357												
16	49.223	11.816												
34	50.152	16.503												
<b>Lap 6</b>														
13B	48.226													
86	47.046	0.999												
28	47.907	7.038												
77	50.528	9.076												
16	49.110	12.700												
34	50.111	18.388												
<b>Lap 7</b>														
13B	47.721													
86	48.249	1.527												
28	47.067	6.384												
16	48.940	13.919												
34	48.630	19.297												



**G-SERIES GS1**

G5

Final B

Analysis

■ Personal Best ■ Session Best B Crossing the finish line in pit lane

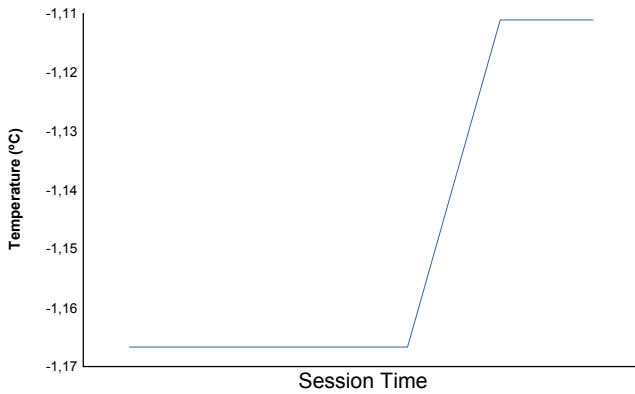
Lap	Time	Sector 1	Sector 2	Sector 3	Kph	Elapsed	Lap	Time	Sector 1	Sector 2	Sector 3	Kph	Elapsed
<b>13B</b>	<b>Marc GUTIERREZ</b> AND						2	47.969	19.637	<b>14.348</b>	13.984	56.6	1:40.713
	CRÈDIT ANDORRÀ MED RACING PEUGEOT						3	47.708	19.730	14.594	13.384	56.9	2:28.421
1	51.781	23.238	14.890	13.653	52.4	51.781	4	49.703	19.707	15.165	14.831	54.6	3:18.124
2	48.063	19.802	14.680	13.581	56.5	1:39.844	5	47.787	19.919	14.690	<b>13.178</b>	56.8	4:05.911
3	<b>47.220</b>	<b>19.456</b>	<b>14.376</b>	13.388	57.5	2:27.064	6	<b>47.046</b>	19.200	14.426	13.420	57.7	4:52.957
4	48.696	20.363	14.572	13.761	55.7	3:15.760	7	48.249	19.532	15.500	13.217	56.3	5:41.206
5	47.972	20.150	14.534	<b>13.288</b>	56.6	4:03.732	8	47.668	<b>19.179</b>	14.477	14.012	56.9	6:28.874
6	48.226	20.372	14.557	13.297	56.3	4:51.958							
7	47.721	19.958	14.457	13.306	56.9	5:39.679							
8	48.220	19.981	14.753	13.486	56.3	6:27.899							
<b>16</b>	<b>David ARROYO</b> ESP												
	MOTO GP TEAM CITRÖEN												
1	56.751	26.586	15.303	14.862	47.8	56.751							
2	49.509	20.213	14.886	14.410	54.8	1:46.260							
3	50.273	20.144	15.115	15.014	54.0	2:36.533							
4	49.792	20.624	15.122	14.046	54.5	3:26.325							
5	49.223	20.059	14.873	14.291	55.1	4:15.548							
6	49.110	20.236	<b>14.710</b>	14.164	55.3	5:04.658							
7	<b>48.940</b>	<b>19.939</b>	14.945	14.056	55.5	5:53.598							
8	49.399	20.677	14.726	<b>13.996</b>	54.9	6:42.997							
<b>28</b>	<b>Xevi PONS</b> ESP												
	CALM COMPETICIÓN PEUGEOT												
1	53.395	24.808	14.447	14.140	50.8	53.395							
2	47.936	19.568	14.420	13.948	56.6	1:41.331							
3	47.894	19.518	14.592	13.784	56.7	2:29.225							
4	54.357	<b>19.279</b>	15.014	20.064	49.9	3:23.582							
5	47.507	19.489	14.279	13.739	57.1	4:11.089							
6	47.907	19.872	14.446	13.589	56.7	4:58.996							
7	<b>47.067</b>	19.410	<b>14.165</b>	<b>13.492</b>	57.7	5:46.063							
8	47.334	19.493	14.283	13.558	57.3	6:33.397							
<b>34</b>	<b>Raul ROMERO</b> AND												
	ESPONSORAMA S L PEUGEOT												
1	58.323	27.544	15.568	15.211	46.5	58.323							
2	51.113	20.951	14.974	15.188	53.1	1:49.436							
3	50.215	20.585	15.238	14.392	54.1	2:39.651							
4	50.432	20.965	14.880	14.587	53.8	3:30.083							
5	50.152	20.470	15.165	14.517	54.1	4:20.235							
6	50.111	20.540	15.032	14.539	54.2	5:10.346							
7	<b>48.630</b>	<b>19.930</b>	14.508	<b>14.192</b>	55.8	5:58.976							
8	50.935	20.146	<b>14.505</b>	16.284	53.3	6:49.911							
<b>77</b>	<b>Gerard DE LA CASA</b> AND												
	PCR SPORT MINI												
1	55.250	26.035	15.152	14.063	49.1	55.250							
2	48.367	20.110	14.577	<b>13.680</b>	56.1	1:43.617							
3	48.930	20.521	14.579	13.830	55.5	2:32.547							
4	49.660	20.475	<b>14.397</b>	14.788	54.7	3:22.207							
5	<b>48.299</b>	<b>19.861</b>	14.502	13.936	56.2	4:10.506							
6	50.528	20.310	16.183	14.035	53.7	5:01.034							
<b>86</b>	<b>José ROGER CHALMETA</b> AND												
	MOTO GP TEAM CITRÖEN												
1	52.744	24.078	14.495	14.171	51.5	52.744							



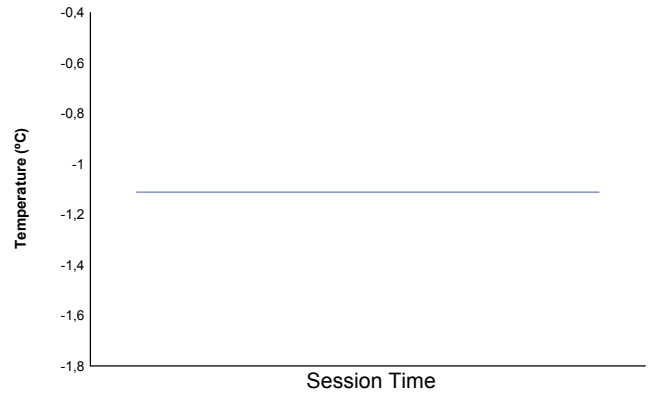
**G5**  
**G-SERIES GS1**  
**Final B**

**Weather Report**

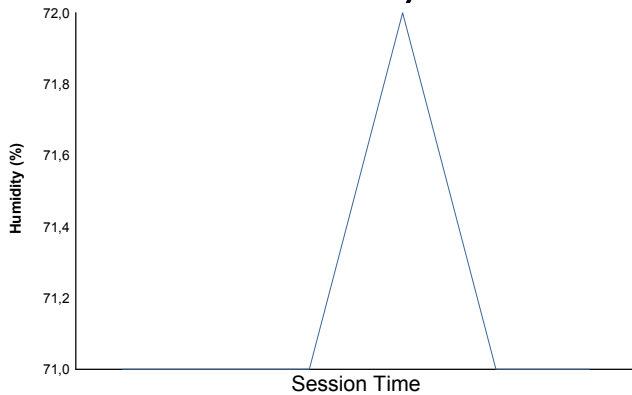
**Air Temperature**



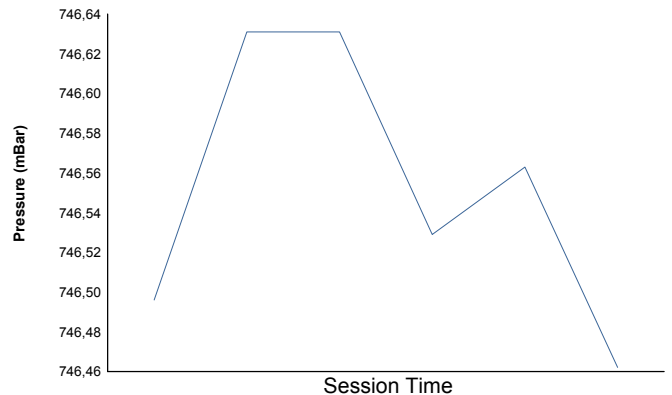
**Track Temperature**



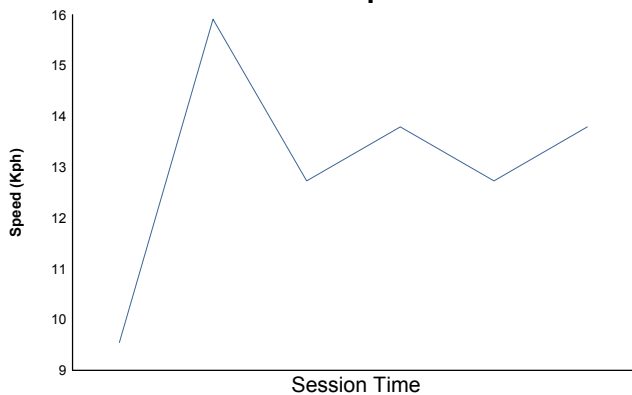
**Humidity**



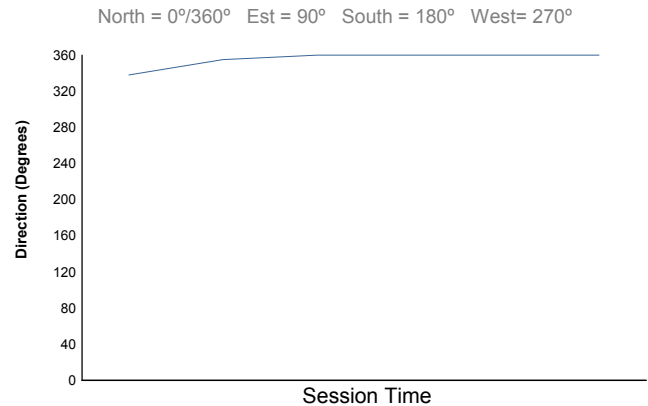
**Pressure**

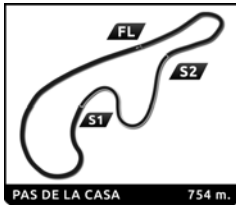


**Wind Speed**



**Wind direction**





**G-SERIES GS1**  
**G5**  
 Final A (8 laps, 6,0 km.)

**Starting Grid**


50.243	<b>Pep CODINACH</b>	PCR SPORT	<b>77B</b>	- 4 -	<b>28B</b> CALM COMPETICIÓN	1:19.305	<b>Pedro FONT</b>
49.947	<b>Fernando ROGER</b>	MOTO GP TEAM	<b>69</b>	- 3 -	<b>13</b> CRÈDIT ANDORRÀ MED RACING	50.238	<b>Manel GUIRAL</b>
48.559	<b>Isidre LOAN</b>	TALLER CALL	<b>53</b>	- 2 -	<b>95</b> GC MOTORSPORT	49.667	<b>José Luís GARCIA</b>
				- 1 -	<b>19</b> MOTO GP TEAM	47.667	<b>Carlos EZPELETA</b>

↓  
**Pole**

<b>Stewards:</b>	<b>Timekeeper:</b>
------------------	--------------------







**G-SERIES GS1**

**G5**

Final A (8 laps, 6,0 km.)

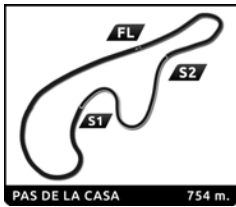
**Final Classification**

Nr	Driver	Nat	Team	Class	Laps	Total Time	Gap	Kph	Best Lap			
									Lap	Time	Kph	Points
1	19 Carlos EZPELETA	ESP	MOTO GP TEAM	PRO	8	<b>6:20.462</b>	-	56.6	8	<b>46.529</b>	58.3	20
2	53 Isidre LOAN	AND	TALLER CALL	PRO	8	<b>6:24.751</b>	+4.289	55.9	5	<b>46.840</b>	58.0	18
3	13 Manel GUIRAL	AND	CRÈDIT ANDORRÀ MED RACING	PRO	8	<b>6:37.993</b>	+17.531	54.1	3	<b>48.386</b>	56.1	16
4	69 Fernando ROGER	AND	MOTO GP TEAM	PRO	8	<b>6:38.845</b>	+18.383	54.0	3	<b>48.445</b>	56.0	14
5	28B Pedro FONT	ESP	CALM COMPETICIÓ	TUR	8	<b>6:41.048</b>	+20.586	53.7	8	<b>47.871</b>	56.7	12
6	77B Pep CODINACH	ESP	PCR SPORT	TUR	8	<b>6:46.653</b>	+26.191	52.9	3	<b>48.548</b>	55.9	10
7	95 José Luis GARCIA	ESP	GC MOTORSPORT	PRO	7	<b>5:40.298</b>	1 Lap	55.3	5	<b>47.417</b>	57.2	8

<b>Pole Position</b>	C. EZPELETA	<b>47.667</b>	56.9 Kph
<b>Fastest Lap</b>	Lap 8 Carlos EZPELETA	<b>46.529</b>	58.3 Kph

Published at: .....

<b>Stewards:</b>	<b>Timekeeper:</b>
------------------	--------------------



**G-SERIES GS1**

G5

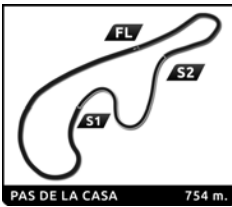
Final A

Final Classification by Division

Nr. Driver	Nat	Team	Car	Laps	Total Time	Gap	Kph	Best Lap				
								Lap	Time	Kph		
<b>Proto G</b>												
1	19	Carlos EZPELETA	ESP	MOTO GP TEAM	FORD	8	<b>6:20.462</b>		56.6	8	<b>46.529</b>	58.3
2	53	Isidre LOAN	AND	TALLER CALL	PEUGEOT	8	<b>6:24.751</b>	+4.289	55.9	5	<b>46.840</b>	58.0
3	13	Manel GUIRAL	AND	CRÈDIT ANDORRÀ MÈD RACING	PEUGEOT	8	<b>6:37.993</b>	+17.531	54.1	3	<b>48.386</b>	56.1
4	69	Fernando ROGER	AND	MOTO GP TEAM	PEUGEOT	8	<b>6:38.845</b>	+18.383	54.0	3	<b>48.445</b>	56.0
5	95	José Luis GARCIA	ESP	GC MOTORSPORT	PEUGEOT	7	<b>5:40.298</b>	1 Laps	55.3	5	<b>47.417</b>	57.2
<b>Turisme G</b>												
1	28B	Pedro FONT	ESP	CALM COMPETICIÓN	PEUGEOT	8	<b>6:41.048</b>		53.7	8	<b>47.871</b>	56.7
2	77B	Pep CODINACH	ESP	PCR SPORT	MINI	8	<b>6:46.653</b>	+5.605	52.9	3	<b>48.548</b>	55.9

Published at: .....

<b>Stewards:</b>	<b>Timekeeper:</b>
------------------	--------------------



**G-SERIES GS1**

G5

Final A

Lap Chart

**LAP**

Nr	Pos	Grid	LAP							
			1	2	3	4	5	6	7	8
19	<b>1</b>	19	19	19	19	19	19	19	19	19
53	<b>2</b>	53	53	53	53	53	53	53	53	53
95	<b>3</b>	95	95	95	95	95	95	95	95	13
69	<b>4</b>	69	13	13	13	13	13	13	13	69
13	<b>5</b>	13	69	69	69	69	69	69	69	28B
77B	<b>6</b>	77B	77B	77B	77B	77B	28B	28B	28B	77B
28B	<b>7</b>	28B	28B	28B	28B	28B	77B	77B		



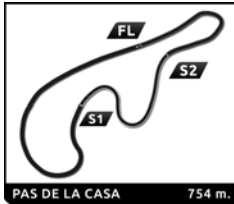
**G-SERIES GS1**

G5

Final A

**Best Sector Times**

SECTOR 1			SECTOR 2		SECTOR 3		Pos	Driver	Ideal Lap	Best Lap	
Pos	Driver	Time	Driver	Time	Driver	Time					
1	19 C.EZPELETA	18.963	53 I.LOAN	13.792	53 I.LOAN	13.324	1	19 C.EZPELETA	0:46.239	46.529	(1)
2	53 I.LOAN	19.337	19 C.EZPELETA	13.909	19 C.EZPELETA	13.367	2	53 I.LOAN	0:46.453	46.840	(2)
3	95 J.GARCIA	19.364	95 J.GARCIA	13.959	95 J.GARCIA	13.610	3	95 J.GARCIA	0:46.933	47.417	(3)
4	28B P.FONT	19.570	28B P.FONT	14.282	13 M.GUIRAL	13.632	4	28B P.FONT	0:47.954	47.871	(4)
5	77B P.CODINACH	19.680	69 F.ROGER	14.340	28B P.FONT	14.102	5	69 F.ROGER	0:48.193	48.445	(6)
6	69 F.ROGER	19.688	77B P.CODINACH	14.344	69 F.ROGER	14.165	6	13 M.GUIRAL	0:48.206	48.386	(5)
7	13 M.GUIRAL	20.207	13 M.GUIRAL	14.367	77B P.CODINACH	14.221	7	77B P.CODINACH	0:48.245	48.548	(7)



**G-SERIES GS1**

G5

Final A

Fastest Lap Sequence

Practice Time	Driver	Team	Car	Class	Time	Kph	Lap
1:38.201	19 Carlos EZPELETA	MOTO GP TEAM	FORD	PRO	<b>46.589</b>	58.3	2
6:20.462	19 Carlos EZPELETA	MOTO GP TEAM	FORD	PRO	<b>46.529</b>	58.3	8



**G-SERIES GS1**

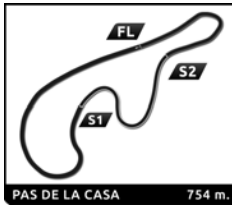
G5

Final A

Analysis by lap

■ Lapped

Nr	Lap Time	Gap	Nr	Lap Time	Gap	Nr	Lap Time	Gap	Nr	Lap Time	Gap	Nr	Lap Time	Gap			
<b>Lap 1</b>			<b>Lap 7</b>			<b>Lap 2</b>			<b>Lap 8</b>								
19	51.612		19	46.863		19	46.589		19	46.529							
53	52.635	1.023	53	47.418	2.969	53	47.421	1.855	53	47.849	4.289						
95	53.974	2.362	95	47.614	6.365	95	47.497	3.270	13	49.482	17.531						
13	55.388	3.776	13	48.478	14.578	13	48.705	5.892	69	49.060	18.383						
69	56.779	5.167	69	49.028	15.852	69	48.977	7.555	28B	47.871	20.586						
77B	57.903	6.291	28B	48.263	19.244	77B	49.155	8.857	77B	51.116	26.191						
28B	59.856	8.244	77B	49.594	21.604	28B	49.220	10.875									
<b>Lap 3</b>						<b>Lap 4</b>											
19	47.655					19	46.891										
53	48.424	2.624				53	47.072	2.805									
95	47.952	3.567				95	47.428	4.104									
13	48.386	6.623				13	48.937	8.669									
69	48.445	8.345				69	48.729	10.183									
77B	48.548	9.750				77B	49.017	11.876									
28B	49.170	12.390				28B	49.259	14.758									
<b>Lap 5</b>						<b>Lap 6</b>											
19	47.274					19	47.049										
53	46.840	2.371				53	47.092	2.414									
95	47.417	4.247				95	48.416	5.614									
13	49.227	10.622				13	49.390	12.963									
69	48.887	11.796				69	48.940	13.687									
77B	49.261	13.863				28B	49.322	17.844									
28B	48.087	15.571				77B	52.059	18.873									



**G-SERIES GS1**

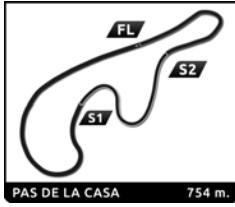
G5

Final A

Analysis

■ Personal Best ■ Session Best B Crossing the finish line in pit lane

Lap	Time	Sector 1	Sector 2	Sector 3	Kph	Elapsed	Lap	Time	Sector 1	Sector 2	Sector 3	Kph	Elapsed		
<b>28B</b>	<b>Pedro FONT</b> ESP							<b>69</b>	<b>Fernando ROGER</b> AND						
	CALM COMPETIÓ						PEUGEOT		MOTO GP TEAM						PEUGEOT
1	59.856	30.653	14.851	14.352	45.3	59.856	1	56.779	27.243	15.011	14.525	47.8	56.779		
2	49.220	20.025	14.789	14.406	55.1	1:49.076	2	48.977	19.820	14.652	14.505	55.4	1:45.756		
3	49.170	19.939	14.434	14.797	55.2	2:38.246	3	<b>48.445</b>	19.697	14.371	14.377	56.0	2:34.201		
4	49.259	20.626	14.531	<b>14.102</b>	55.1	3:27.505	4	48.729	<b>19.688</b>	14.492	14.549	55.7	3:22.930		
5	48.087	19.753			56.4	4:15.592	5	48.887	19.734	14.472	14.681	55.5	4:11.817		
6	49.322	19.966	<b>14.282</b>	15.074	55.0	5:04.914	6	48.940	20.151	14.624	<b>14.165</b>	55.5	5:00.757		
7	48.263	20.015			56.2	5:53.177	7	49.028	20.020	14.441	14.567	55.4	5:49.785		
8	<b>47.871</b>	<b>19.570</b>			56.7	6:41.048	8	49.060	19.947	<b>14.340</b>	14.773	55.3	6:38.845		
<b>77B</b>	<b>Pep CODINACH</b> ESP							<b>95</b>	<b>José Luis GARCIA</b> ESP						
	PCR SPORT						MINI		GC MOTORSPORT						PEUGEOT
1	57.903	28.459	15.030	14.414	46.9	57.903	1	53.974	24.596	14.740	14.638	50.3	53.974		
2	49.155	20.269	14.665	<b>14.221</b>	55.2	1:47.058	2	47.497	19.855	14.024	13.618	57.1	1:41.471		
3	<b>48.548</b>	<b>19.680</b>	14.572	14.296	55.9	2:35.606	3	47.952	<b>19.364</b>	14.566	14.022	56.6	2:29.423		
4	49.017	19.700	14.361	14.956	55.4	3:24.623	4	47.428	19.434	14.384	<b>13.610</b>	57.2	3:16.851		
5	49.261	20.152	14.346	14.763	55.1	4:13.884	5	<b>47.417</b>	19.568	14.225	13.624	57.2	4:04.268		
6	52.059	20.487	<b>14.344</b>	17.228	52.1	5:05.943	6	48.416	19.745	<b>13.959</b>	14.712	56.1	4:52.684		
7	49.594	20.617	14.479	14.498	54.7	5:55.537	7	47.614	19.525	14.217	13.872	57.0	5:40.298		
8	51.116	20.439	14.856	15.821	53.1	6:46.653									
<b>13</b>	<b>Manel GUIRAL</b> AND														
	CRÈDIT ANDORRÀ MED RACING						PEUGEOT								
1	55.388	26.386	14.674	14.328	49.0	55.388									
2	48.705	20.398	14.536	13.771	55.7	1:44.093									
3	<b>48.386</b>	<b>20.207</b>	14.547	<b>13.632</b>	56.1	2:32.479									
4	48.937	20.385	14.799	13.753	55.5	3:21.416									
5	49.227	20.520	<b>14.367</b>	14.340	55.1	4:10.643									
6	49.390	20.672	14.677	14.041	55.0	5:00.033									
7	48.478	20.248	14.388	13.842	56.0	5:48.511									
8	49.482	20.382	14.622	14.478	54.9	6:37.993									
<b>19</b>	<b>Carlos EZPELETA</b> ESP														
	MOTO GP TEAM						FORD								
1	51.612	23.658	14.133	13.821	52.6	51.612									
2	46.589	<b>18.963</b>	14.100	13.526	58.3	1:38.201									
3	47.655	19.459	14.245	13.951	57.0	2:25.856									
4	46.891	19.403	14.062	13.426	57.9	3:12.747									
5	47.274	19.455	14.174	13.645	57.4	4:00.021									
6	47.049	19.241	14.440	13.368	57.7	4:47.070									
7	46.863	19.404	<b>13.909</b>	13.550	57.9	5:33.933									
8	<b>46.529</b>	19.184	13.978	<b>13.367</b>	58.3	6:20.462									
<b>53</b>	<b>Isidre LOAN</b> AND														
	TALLER CALL						PEUGEOT								
1	52.635	23.472	14.558	14.605	51.6	52.635									
2	47.421	19.604	14.092	13.725	57.2	1:40.056									
3	48.424	19.598			56.1	2:28.480									
4	47.072	19.583	<b>13.792</b>	13.697	57.7	3:15.552									
5	<b>46.840</b>	19.513	14.003	<b>13.324</b>	58.0	4:02.392									
6	47.092	19.501	13.805	13.786	57.6	4:49.484									
7	47.418	<b>19.337</b>	13.936	14.145	57.2	5:36.902									
8	47.849	19.872	13.928	14.049	56.7	6:24.751									



**G5**  
**G-SERIES GS1**  
**Final A**

**Weather Report**

