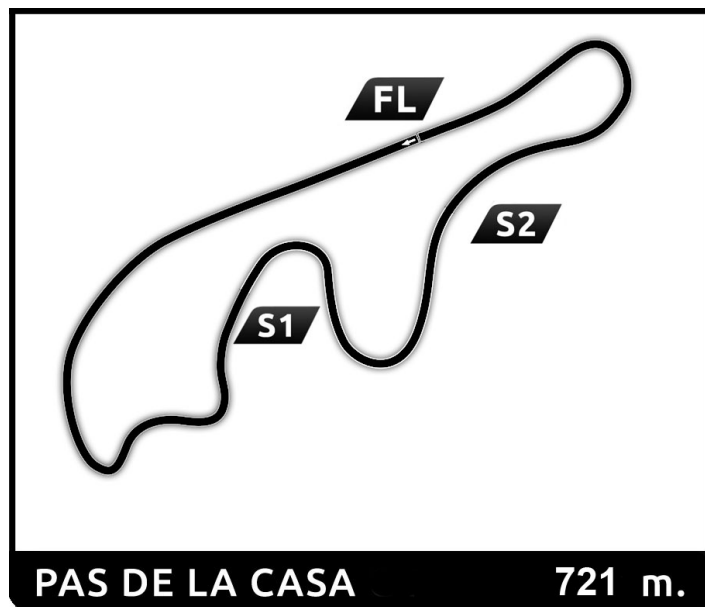



G5

G-Series GS G5

Results Booklet





G-Series GS
G5
Free Practice
Classification

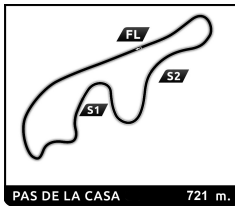
PAS DE LA CASA 721 m.

Nr.	Driver	Nat	Team	Car		Time	Lap	Total	Gap	Kph	
1	11 Miquel SOCIAS	ESP	ELEGANT DRIVER	PEUGEOT	TUR	43.976	2	6	-	-	59.0
2	86 José ROGER CHALMETA	AND	TOTCAR SPORT	CITRÔEN	PRO	44.900	6	6	+0.924	+0.924	57.8
3	15 Pedro FONT	ESP	ELEGANT DRIVER	PEUGEOT	TUR	45.331	5	6	+1.355	+0.431	57.3
4	88 Alvaro RODRIGUEZ	ESP	TOTCAR SPORT	PEUGEOT	PRO	47.628	3	6	+3.652	+2.297	54.5
5	8B Alex BERCANOS	AND	TOTCAR SPORT	PEUGEOT	PRO	48.324	3	4	+4.348	+0.696	53.7
6	13 Manel GUIRAL	AND	MED RACING CRÈDIT ANDORRÀ	PEUGEOT	PRO	49.408	3	6	+5.432	+1.084	52.5
7	8 Raúl ROMERO	AND	TOTCAR SPORT	PEUGEOT	PRO	50.145	6	6	+6.169	+0.737	51.8
8	88B Luís LOPEZ	ESP	TOTCAR SPORT	PEUGEOT	PRO	50.524	6	6	+6.548	+0.379	51.4

Fastest Lap	Lap 2	Miquel SOCIAS	43.976	59.0 Kph
--------------------	-------	---------------	---------------	----------

Published at:

Race Director:	Timekeeper:
-----------------------	--------------------



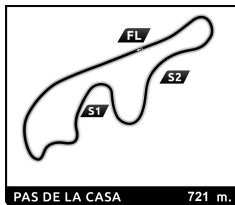
G-Series GS

G5

Free Practice

Best Sector Times

SECTOR 1			SECTOR 2		SECTOR 3		Pos	Driver	Ideal Lap	Best Lap	
Pos	Driver	Time	Driver	Time	Driver	Time					
1	11 M.SOCIAS	16.573	11 M.SOCIAS	14.376	11 M.SOCIAS	12.812	1	11 M.SOCIAS	0:43.761	43.976	(1)
2	86 J.ROGER CHALMETA	16.935	15 P.FONT	14.697	86 J.ROGER CHALMETA	13.092	2	86 J.ROGER CHALMETA	0:44.805	44.900	(2)
3	15 P.FONT	17.097	86 J.ROGER CHALMETA	14.778	15 P.FONT	13.262	3	15 P.FONT	0:45.056	45.331	(3)
4	8B A.BERCIANOS	17.836	88 A.RODRIGUEZ	15.668	88 A.RODRIGUEZ	13.711	4	88 A.RODRIGUEZ	0:47.598	47.628	(4)
5	88 A.RODRIGUEZ	18.219	13 M.GUIRAL	15.749	13 M.GUIRAL	14.226	5	8B A.BERCIANOS	0:48.099	48.324	(5)
6	13 M.GUIRAL	18.856	8B A.BERCIANOS	15.935	8 R.ROMERO	14.285	6	13 M.GUIRAL	0:48.831	49.408	(6)
7	88B L.LOPEZ	19.160	88B L.LOPEZ	16.099	8B A.BERCIANOS	14.328	7	8 R.ROMERO	0:49.831	50.145	(7)
8	8 R.ROMERO	19.283	8 R.ROMERO	16.263	88B L.LOPEZ	14.834	8	88B L.LOPEZ	0:50.093	50.524	(8)



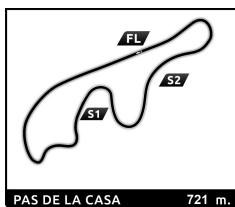
G-Series GS

G5

Free Practice

Fastest Lap Sequence

Practice Time	Driver	Team	Car	Class	Time	Kph	Lap
56.808	11 Miquel SOCIAS	ELEGANT DRIVER	PEUGEOT	TUR	45.067	53.4	1
1:40.784	11 Miquel SOCIAS	ELEGANT DRIVER	PEUGEOT	TUR	43.976	59.0	2




**G-Series GS
G5**

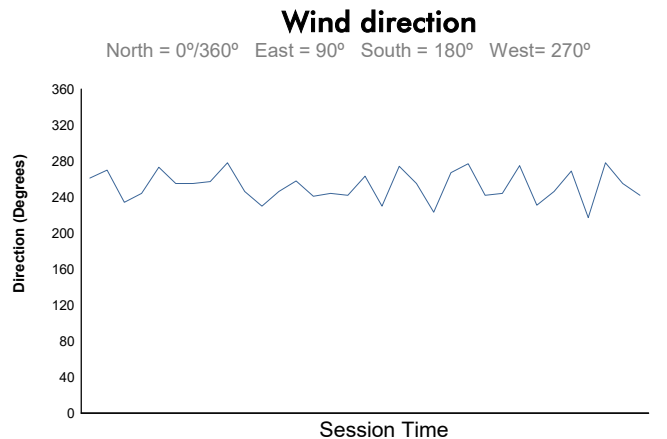
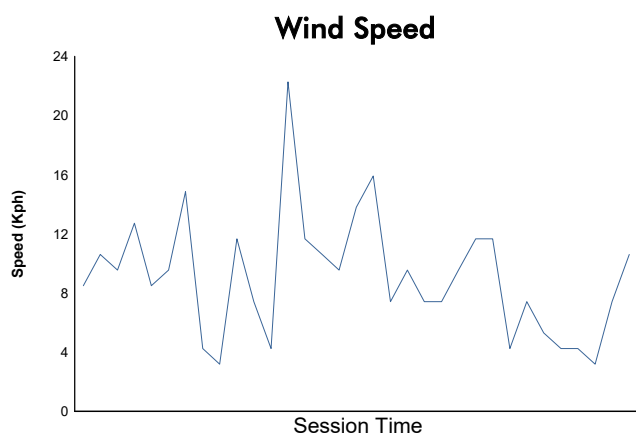
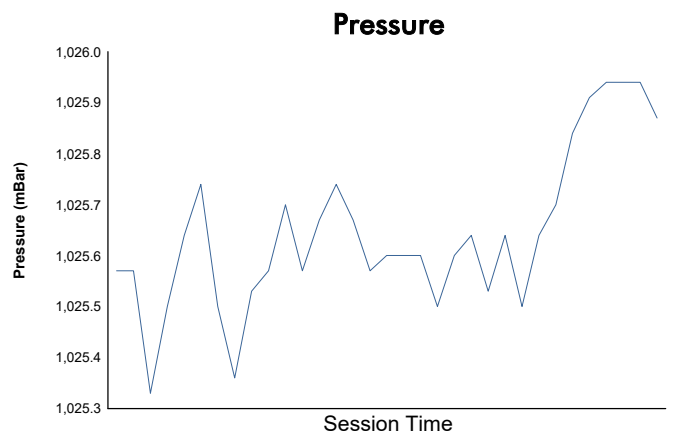
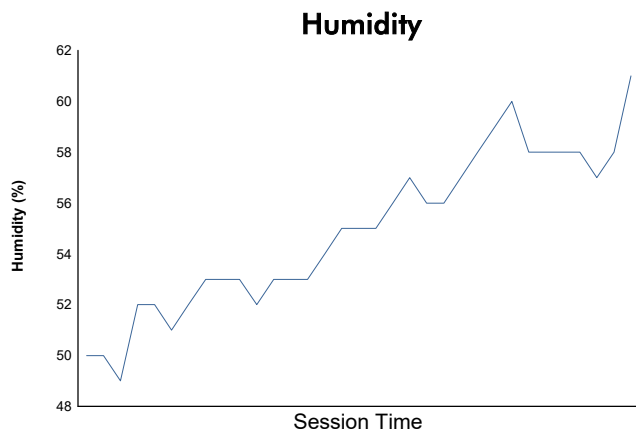
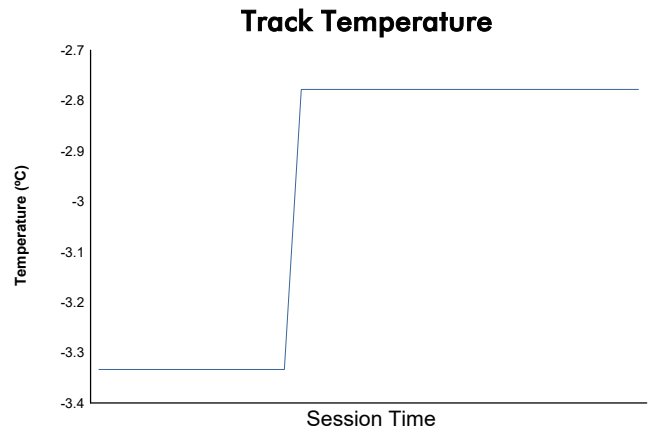
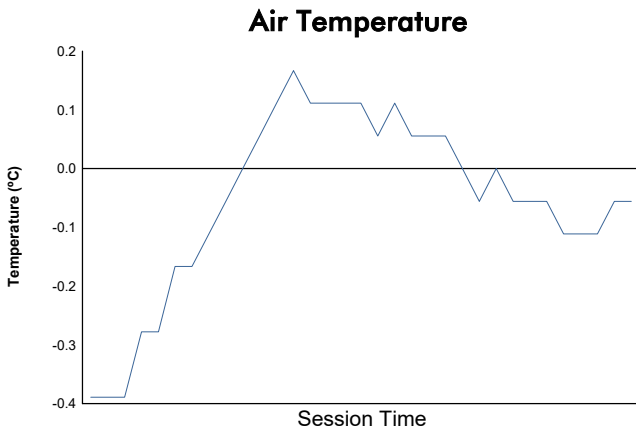
Free Practice


Analysis

Lap	Time	Sector 1	Sector 2	Sector 3	Kph	Elapsed	Lap	Time	Sector 1	Sector 2	Sector 3	Kph	Elapsed
88B Luis LOPEZ ESP													
TOTCAR SPORT							PEUGEOT						
1	53.815	21.688	16.327	15.800	44.7	27:56.978	2	46.166	17.685	15.189	13.292	56.2	1:58.066
2	51.566	19.670	16.607	15.289	50.3	28:48.544	3	45.228	17.304	14.832	13.092	57.4	2:43.294
3	52.082	20.419	16.456	15.207	49.8	29:40.626	4	45.552	17.341	14.919	13.292	57.0	3:28.846
4	53.151	22.218	16.099	14.834	48.8	30:33.777	5	45.355	16.935	15.063	13.357	57.2	4:14.201
5	50.737	19.160	16.224	15.353	51.2	31:24.514	6	44.900	16.954	14.778	13.168	57.8	4:59.101
6	50.524	19.406	16.238	14.880	51.4	32:15.038							
8B Alex BERCANOS AND													
TOTCAR SPORT							PEUGEOT						
1	49.742	18.522	16.482	14.738	48.3	29:53.939							
2	48.764	18.309	16.057	14.398	53.2	30:42.703							
3	48.324	17.890	16.106	14.328	53.7	31:31.027							
4	48.352	17.836	15.935	14.581	53.7	32:19.379							
8 Raúl ROMERO AND													
TOTCAR SPORT							PEUGEOT						
1	51.121	20.251	16.283	14.587	47.0	7:03.141							
2	50.816	19.283	16.743	14.790	51.1	7:53.957							
3	50.984	20.189	16.263	14.532	50.9	8:44.941							
4	52.518	21.792	16.441	14.285	49.4	9:37.459							
5	50.637	19.577	16.465	14.595	51.3	10:28.096							
6	50.145	19.403	16.384	14.358	51.8	11:18.241							
11 Miquel SOCIAS ESP													
ELEGANT DRIVER							PEUGEOT						
1	45.067	17.683	14.376	13.008	53.4	56.808							
2	43.976	16.668	14.496	12.812	59.0	1:40.784							
3	44.996	16.827	14.496	13.673	57.7	2:25.780							
4	45.365	17.352	14.868	13.145	57.2	3:11.145							
5	44.832	16.895	14.653	13.284	57.9	3:55.977							
6	44.557	16.573	14.742	13.242	58.3	4:40.534							
13 Manel GUIRAL AND													
MED RACING CRÈDIT ANDORRÀ							PEUGEOT						
1	50.064	19.717	15.943	14.404	48.0	7:13.894							
2	50.117	18.856	16.694	14.567	51.8	8:04.011							
3	49.408	19.199	15.749	14.460	52.5	8:53.419							
4	49.884	19.534	16.124	14.226	52.0	9:43.303							
5	49.599	19.438	15.779	14.382	52.3	10:32.902							
6	49.661	19.148	15.878	14.635	52.3	11:22.563							
15 Pedro FONT ESP													
ELEGANT DRIVER							PEUGEOT						
1	49.230	19.776	15.869	13.585	48.8	1:27.013							
2	46.714	17.811	15.461	13.442	55.6	2:13.727							
3	45.860	17.097	15.501	13.262	56.6	2:59.587							
4	46.508	17.192	15.350	13.966	55.8	3:46.095							
5	45.331	17.194	14.697	13.440	57.3	4:31.426							
6	46.119	17.182	15.464	13.473	56.3	5:17.545							
86 José ROGER CHALMETA AND													
TOTCAR SPORT							CITRÖEN						
1	47.497	19.005	14.938	13.554	50.6	1:11.900							



G5
G-Series GS
Free Practice
Weather Report





G-Series GS
G5
Qualifying Practice

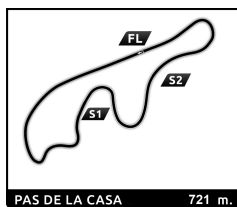
Revised

Final Classification

Nr.	Driver	Nat	Team	Car	Time	Lap	Total	Gap	Kph	Points		
1	11 Miquel SOCIAS	ESP	ELEGANT DRIVER	PEUGEOT	TUR	44.889	1	6	-	-	53.6	10
2	86 José ROGER CHALMETA	AND	TOTCAR SPORT	CITRÖEN	PRO	45.509	6	6	+0.620	+0.620	57.0	7
3	15 Pedro FONT	ESP	ELEGANT DRIVER	PEUGEOT	TUR	45.775	6	6	+0.886	+0.266	56.7	5
4	88 Alvaro RODRIGUEZ	ESP	TOTCAR SPORT	PEUGEOT	PRO	47.077	4	6	+2.188	+1.302	55.1	4
5	8B Alex BERCIANOS	AND	TOTCAR SPORT	PEUGEOT	PRO	47.700	2	6	+2.811	+0.623	54.4	3
6	88B Luis LOPEZ	ESP	TOTCAR SPORT	PEUGEOT	PRO	48.128	3	6	+3.239	+0.428	53.9	2
7	13 Manel GUIRAL	AND	MED RACING CRÈDIT ANDORRÀ	PEUGEOT	PRO	48.806	3	6	+3.917	+0.678	53.2	1
Not started												
8	Raúl ROMERO	AND	TOTCAR SPORT	PEUGEOT	PRO							0
Fastest Lap		Lap 1	Miquel SOCIAS			44.889				53.6 Kph		

Published at:


Stewards:	Timekeeper:
------------------	--------------------



G-Series GS
G5
Qualifying Practice

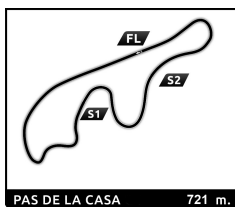
Best Sector Times

SECTOR 1			SECTOR 2		SECTOR 3		Pos	Driver	Ideal Lap	Best Lap
Pos	Driver	Time	Driver	Time	Driver	Time				
1	15 P.FONT	16.719	11 M.SOCIAS	14.722	11 M.SOCIAS	13.240	1	11 M.SOCIAS	0:44.693	44.889 (1)
2	11 M.SOCIAS	16.731	86 J.ROGER CHALMETA	14.931	15 P.FONT	13.363	2	86 J.ROGER CHALMETA	0:45.257	45.509 (2)
3	86 J.ROGER CHALMETA	16.859	88B L.LOPEZ	15.290	86 J.ROGER CHALMETA	13.467	3	15 P.FONT	0:45.480	45.775 (3)
4	8 R.ROMERO	17.538	88 A.RODRIGUEZ	15.376	88 A.RODRIGUEZ	13.540	4	88 A.RODRIGUEZ	0:46.743	47.077 (4)
5	88 A.RODRIGUEZ	17.827	15 P.FONT	15.398	13 M.GUIRAL	13.986	5	8 R.ROMERO	0:47.349	47.700 (5)
6	13 M.GUIRAL	18.174	8 R.ROMERO	15.718	88B L.LOPEZ	14.024	6	88B L.LOPEZ	0:47.556	48.128 (6)
7	88B L.LOPEZ	18.242	13 M.GUIRAL	15.768	8 R.ROMERO	14.093	7	13 M.GUIRAL	0:47.928	48.806 (7)



G-Series GS
G5
Qualifying Practice
Fastest Lap Sequence

Practice Time	Driver	Team	Car	Class	Time	Kph	Lap
56.173	11 Miquel SOCIAS	ELEGANT DRIVER	PEUGEOT	TUR	44.889	53.6	1




G-Series GS
G5
Qualifying Practice

Analysis

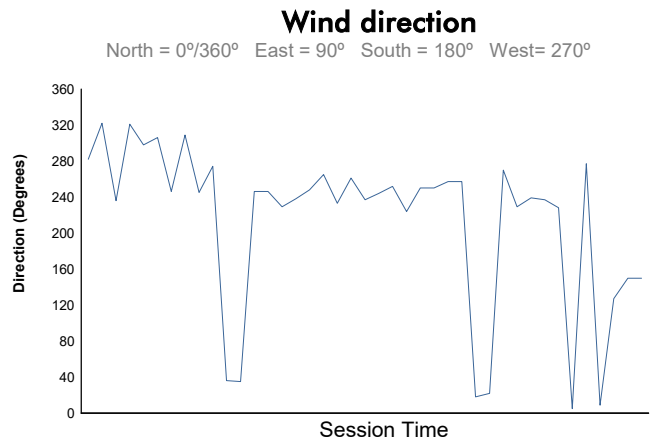
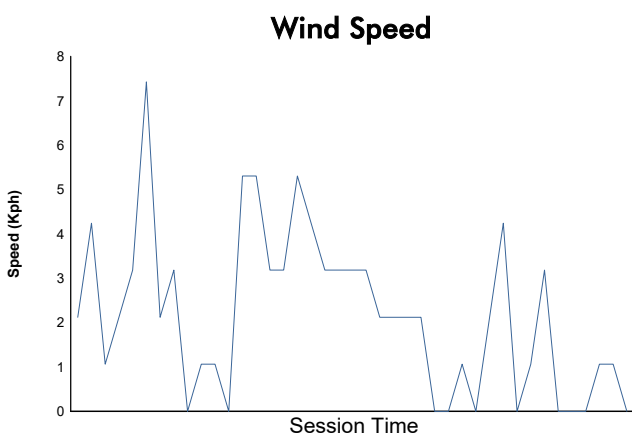
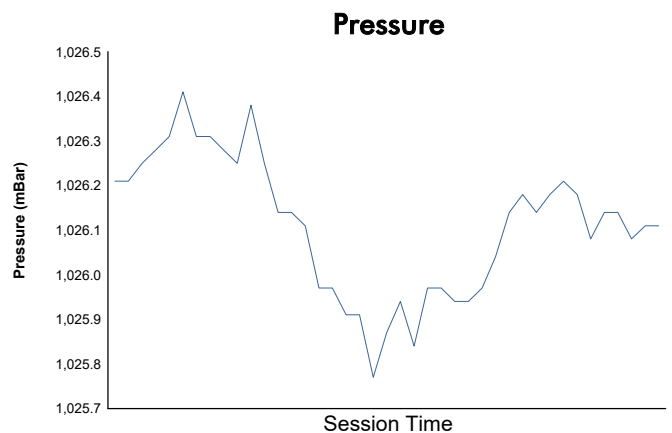
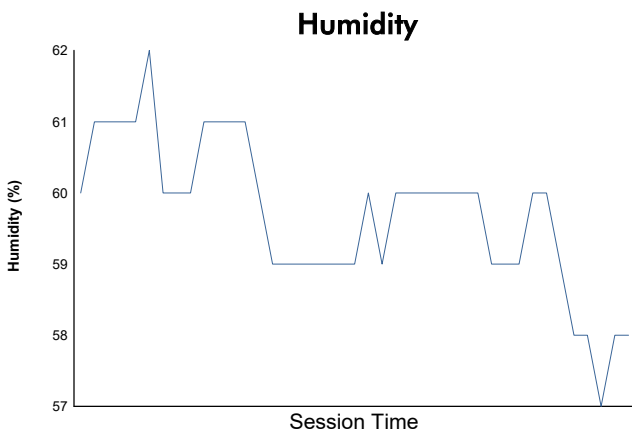
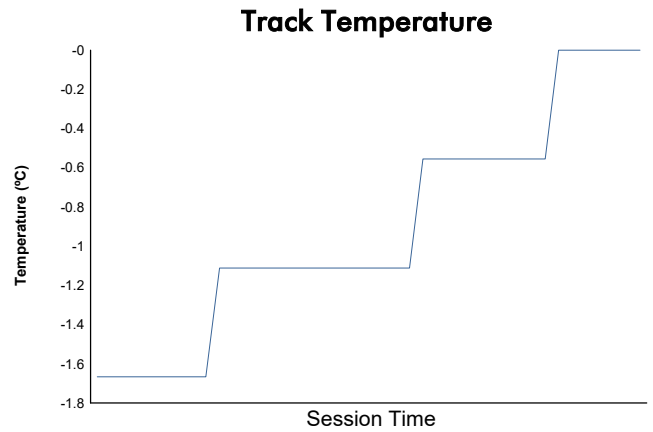
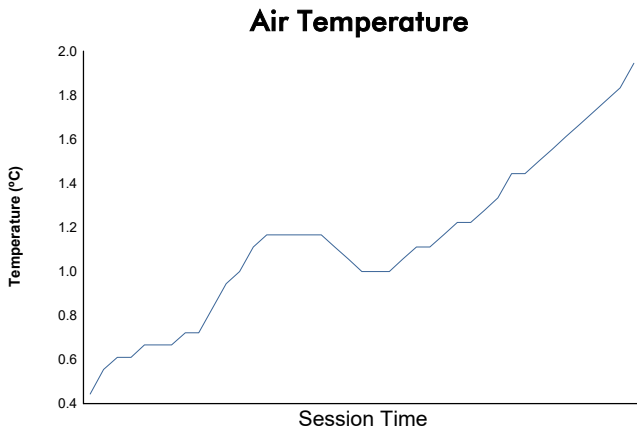
■ Personal Best ■ Session Best B Crossing the finish line in pit lane

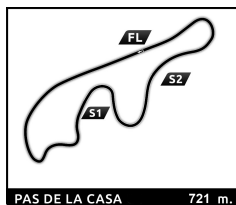
Lap	Time	Sector 1	Sector 2	Sector 3	Kph	Elapsed	Lap	Time	Sector 1	Sector 2	Sector 3	Kph	Elapsed
88B Luis LOPEZ ESP TOTCAR SPORT PEUGEOT							88 Alvaro RODRIGUEZ ESP TOTCAR SPORT PEUGEOT						
1	50.821	20.786	15.290	14.745	47.3	37:09.763	1	48.176	18.256	16.115	13.805	49.9	7:57.621
2	49.533	19.574	15.708	14.251	52.4	37:59.296	2	47.655	17.991	15.915	13.749	54.5	8:45.276
3	48.128	18.242	15.812	14.074	53.9	38:47.424	3	47.693	18.016	16.137	13.540	54.4	9:32.969
4	48.213	18.472	15.575	14.166	53.8	39:35.637	4	47.077	18.039	15.376	13.662	55.1	10:20.046
5	48.681	18.544	16.113	14.024	53.3	40:24.318	5	47.453	17.827	15.963	13.663	54.7	11:07.499
6	48.488	18.559	15.398	14.531	53.5	41:12.806	6	47.916	17.926	16.210	13.780	54.2	11:55.415
8 Raúl ROMERO AND TOTCAR SPORT PEUGEOT													
1	48.213	17.642	16.264	14.307	49.9	7:34.183							
2	47.700	17.538	15.802	14.360	54.4	8:21.883							
3	48.475	18.183	15.718	14.574	53.5	9:10.358							
4	48.178	17.830	16.162	14.186	53.9	9:58.536							
5	48.444	18.167	16.175	14.102	53.6	10:46.980							
6	48.452	17.890	16.469	14.093	53.6	11:35.432							
11 Miquel SOCIAS ESP ELEGANT DRIVER PEUGEOT													
1	44.889	16.848	14.801	13.240	53.6	56.173							
2	44.912	16.743	14.722	13.447	57.8	1:41.085							
3	45.489	16.841			57.1	2:26.574							
4	44.957	16.777	14.888	13.292	57.7	3:11.531							
5	45.074	16.731	14.975	13.368	57.6	3:56.605							
6	45.326	16.993	14.892	13.441	57.3	4:41.931							
13 Manel GUIRAL AND MED RACING CRÈDIT ANDORRÀ PEUGEOT													
1	49.808	18.961	16.228	14.619	48.3	7:47.474							
2	48.932	18.174	16.335	14.423	53.0	8:36.406							
3	48.806	18.878	15.942	13.986	53.2	9:25.212							
4	49.703	18.731	16.171	14.801	52.2	10:14.915							
5	48.842	18.695	15.768	14.379	53.1	11:03.757							
6	49.418	18.419	16.343	14.656	52.5	11:53.175							
15 Pedro FONT ESP ELEGANT DRIVER PEUGEOT													
1	47.414	18.065	15.688	13.661	50.7	1:24.979							
2	46.477	17.415	15.694	13.368	55.8	2:11.456							
3	49.745	17.082	15.618	17.045	52.2	3:01.201							
4	46.425	17.384	15.398	13.643	55.9	3:47.626							
5	51.265	16.719	21.183	13.363	50.6	4:38.891							
6	45.775	16.902	15.406	13.467	56.7	5:24.666							
86 José ROGER CHALMETA AND TOTCAR SPORT CITRÖEN													
1	45.973	17.343	15.003	13.627	52.3	1:09.786							
2	45.914	17.167	15.233	13.514	56.5	1:55.700							
3	45.858	17.431	14.960	13.467	56.6	2:41.558							
4	46.031	17.116	15.386	13.529	56.4	3:27.589							
5	45.568	16.859	15.141	13.568	57.0	4:13.157							
6	45.509	17.076	14.931	13.502	57.0	4:58.666							



G5
G-Series GS
Qualifying Practice

Weather Report





G-Series GS
G5
Super Special (6 laps, 4.3 km.)

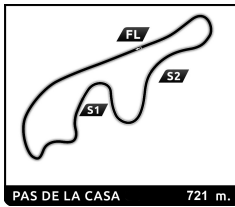
Final Classification

Nr	Driver	Nat	Team	Class	Laps	Total Time	Gap	Kph	Best Lap		Points
									Lap	Time Kph	
1	11 Miquel SOCIAS	ESP	ELEGANT DRIVER	TUR	6	4:18.327	-	59.5	2	42.852 60.6	15
2	86 José ROGER CHALMETA	AND	TOTCAR SPORT	PRO	6	4:22.239	+3.912	58.7	4	43.244 60.0	13
3	15 Pedro FONT	ESP	ELEGANT DRIVER	TUR	6	4:26.432	+8.105	57.7	1	44.195 54.4	11
4	88 Alvaro RODRIGUEZ	ESP	TOTCAR SPORT	PRO	6	4:30.582	+12.255	56.9	5	44.684 58.1	9
5	13 Manel GUIRAL	AND	MED RACING CRÈDIT ANDORRÀ	PRO	6	4:39.925	+21.598	55.0	2	46.145 56.2	8
6	8B Alex BERCIANOS	AND	TOTCAR SPORT	PRO	6	4:45.259	+26.932	53.9	5	44.932 57.8	7
7	88B Luis LOPEZ	ESP	TOTCAR SPORT	PRO	6	4:48.108	+29.781	53.4	5	47.108 55.1	6
8	8 Raúl ROMERO	AND	TOTCAR SPORT	PRO	6	5:03.903	+45.576	50.6	2	48.247 53.8	5

Fastest Lap	Lap 2	Miquel SOCIAS	42.852	60.6 Kph
--------------------	-------	---------------	---------------	----------

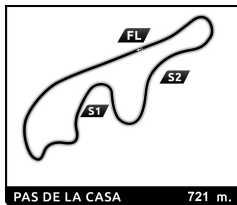
Published at:

Stewards:	Timekeeper:
------------------	--------------------



G-Series GS
G5
Super Special
Best Sector Times

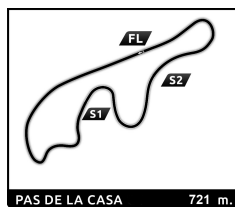
SECTOR 1			SECTOR 2		SECTOR 3		Pos	Driver	Ideal Lap	Best Lap	
Pos	Driver	Time	Driver	Time	Driver	Time					
1	11 M.SOCIAS	15.912	11 M.SOCIAS	13.833	11 M.SOCIAS	12.855	1	11 M.SOCIAS	0:42.600	42.852	(1)
2	86 J.ROGER CHALMETA	16.053	86 J.ROGER CHALMETA	13.975	15 P.FONT	13.039	2	86 J.ROGER CHALMETA	0:43.071	43.244	(2)
3	15 P.FONT	16.320	15 P.FONT	14.153	86 J.ROGER CHALMETA	13.043	3	15 P.FONT	0:43.512	44.195	(3)
4	8B A.BERCIANOS	16.726	88 A.RODRIGUEZ	14.249	88 A.RODRIGUEZ	13.117	4	88 A.RODRIGUEZ	0:44.357	44.684	(4)
5	88 A.RODRIGUEZ	16.991	8B A.BERCIANOS	14.299	13 M.GUIRAL	13.433	5	8B A.BERCIANOS	0:44.462	44.932	(5)
6	13 M.GUIRAL	17.677	13 M.GUIRAL	14.605	8B A.BERCIANOS	13.437	6	13 M.GUIRAL	0:45.715	46.145	(6)
7	88B L.LOPEZ	17.962	88B L.LOPEZ	14.773	88B L.LOPEZ	13.966	7	88B L.LOPEZ	0:46.701	47.108	(7)
8	8 R.ROMERO	18.117	8 R.ROMERO	15.295	8 R.ROMERO	14.047	8	8 R.ROMERO	0:47.459	48.247	(8)



G-Series GS
G5
Super Special

Fastest Lap Sequence

Practice Time	Driver	Team	Car	Class	Time	Kph	Lap
43.435	11 Miquel SOCIAS	ELEGANT DRIVER	PEUGEOT	TUR	43.435	55.4	1
1:26.287	11 Miquel SOCIAS	ELEGANT DRIVER	PEUGEOT	TUR	42.852	60.6	2




**G-Series GS
G5
Super Special**

Analysis

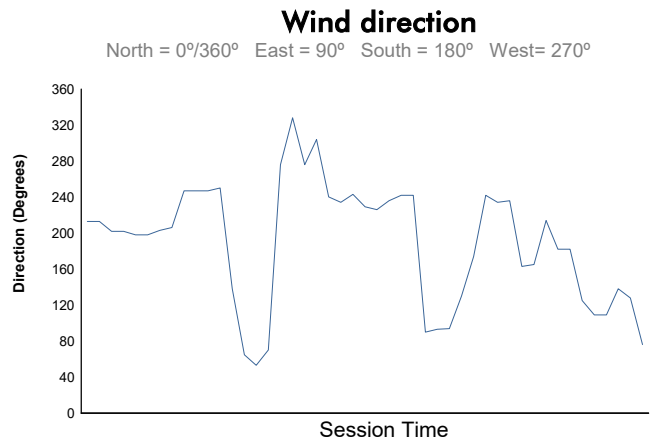
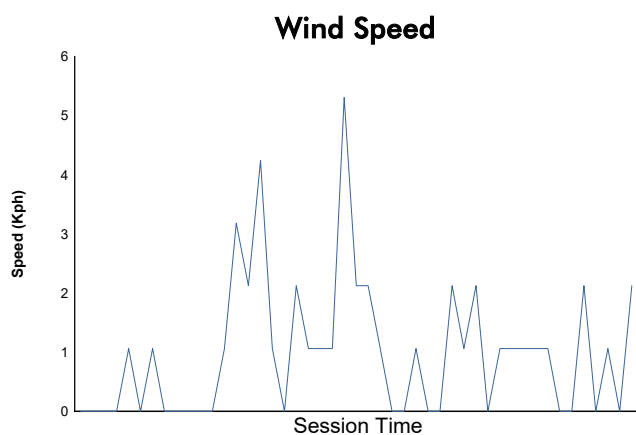
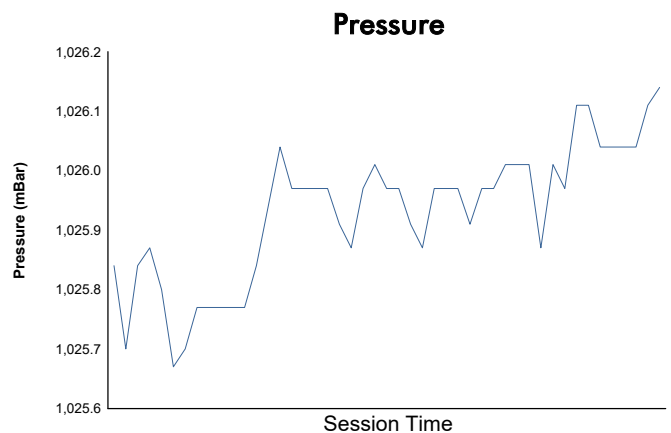
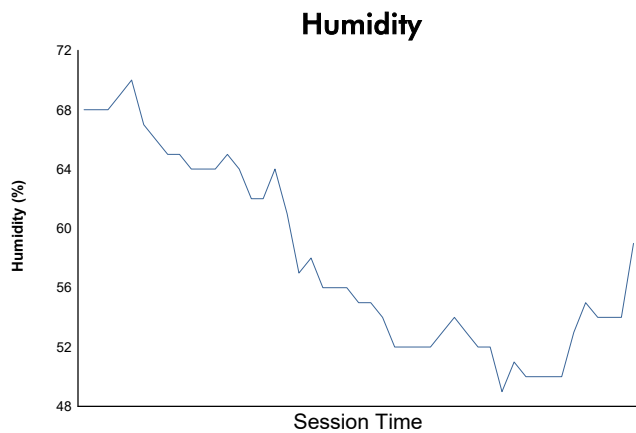
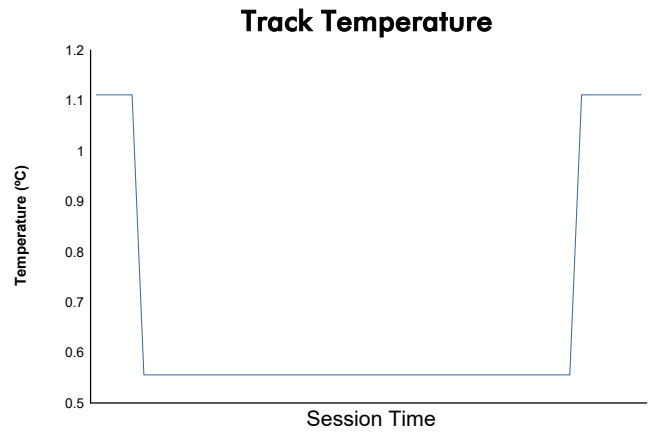
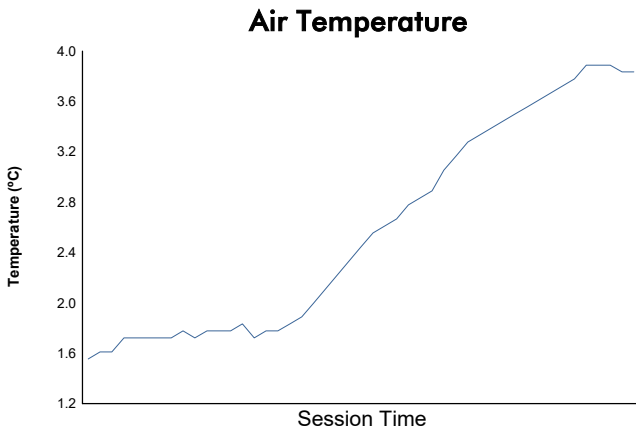
PAS DE LA CASA 721 m.

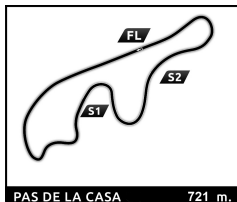
■ Personal Best ■ Session Best B Crossing the finish line in pit lane

Lap	Time	Sector 1	Sector 2	Sector 3	Kph	Elapsed	Lap	Time	Sector 1	Sector 2	Sector 3	Kph	Elapsed		
88B	Luis LOPEZ ESP							86	José ROGER CHALMETA AND						
	TOTCAR SPORT PEUGEOT								TOTCAR SPORT CITRÖEN						
1	50.101	20.193	14.971	14.937	48.0	50.101	1	44.592	17.121	14.119	13.352	53.9	44.592		
2	47.877	18.531	15.035	14.311	54.2	1:37.978	2	43.843	16.471	14.238	13.134	59.2	1:28.435		
3	47.254	18.208	14.954	14.092	54.9	2:25.232	3	43.294	16.267	13.984	13.043	60.0	2:11.729		
4	47.961	18.444	15.379	14.138	54.1	3:13.193	4	43.244	16.126	13.975	13.143	60.0	2:54.973		
5	47.108	18.369	14.773	13.966	55.1	4:00.301	5	43.923	16.587	14.111	13.225	59.1	3:38.896		
6	47.807	17.962	15.347	14.498	54.3	4:48.108	6	43.343	16.053	14.167	13.123	59.9	4:22.239		
8B	Alex BERCIANOS AND							88	Alvaro RODRIGUEZ ESP						
	TOTCAR SPORT PEUGEOT								TOTCAR SPORT PEUGEOT						
1	45.879	17.486	14.525	13.868	52.4	45.879	1	45.541	17.621	14.702	13.218	52.8	45.541		
2	45.375	16.889	15.049	13.437	57.2	1:31.254	2	44.982	17.158	14.707	13.117	57.7	1:30.523		
3	44.980	17.073	14.396	13.511	57.7	2:16.234	3	45.340	16.991	15.119	13.230	57.2	2:15.863		
4	44.967	17.009	14.299	13.659	57.7	3:01.201	4	44.820	17.204	14.249	13.367	57.9	3:00.683		
5	44.932	16.726	14.613	13.593	57.8	3:46.133	5	44.684	17.005	14.476	13.203	58.1	3:45.367		
6	59.126	16.872	28.622	13.632	43.9	4:45.259	6	45.215	17.034	14.884	13.297	57.4	4:30.582		
8	Raúl ROMERO AND														
	TOTCAR SPORT PEUGEOT														
1	48.833	18.711	15.474	14.648	49.2	48.833									
2	48.247	18.419	15.757	14.071	53.8	1:37.080									
3	57.563	28.221	15.295	14.047	45.1	2:34.643									
4	50.802	19.481	16.320	15.001	51.1	3:25.445									
5	48.975	18.117	16.156	14.702	53.0	4:14.420									
6	49.483	18.387	16.248	14.848	52.5	5:03.903									
11	Miquel SOCIAS ESP														
	ELEGANT DRIVER PEUGEOT														
1	43.435	16.493	13.961	12.981	55.4	43.435									
2	42.852	15.912	13.965	12.975	60.6	1:26.287									
3	42.855	15.955	13.883	13.017	60.6	2:09.142									
4	42.975	16.125	13.833	13.017	60.4	2:52.117									
5	43.040	16.087	14.098	12.855	60.3	3:35.157									
6	43.170	16.123	14.025	13.022	60.1	4:18.327									
13	Manel GUIRAL AND														
	MED RACING CRÈDIT ANDORRÀ PEUGEOT														
1	47.226	18.422	15.083	13.721	50.9	47.226									
2	46.145	17.846	14.715	13.584	56.2	1:33.371									
3	46.467	18.327	14.605	13.535	55.9	2:19.838									
4	47.386	17.987	15.767	13.632	54.8	3:07.224									
5	46.231	17.917	14.881	13.433	56.1	3:53.455									
6	46.470	17.677	14.820	13.973	55.9	4:39.925									
15	Pedro FONT ESP														
	ELEGANT DRIVER PEUGEOT														
1	44.195	16.712	14.153	13.330	54.4	44.195									
2	44.683	16.900	14.511	13.272	58.1	1:28.878									
3	44.329	16.767	14.523	13.039	58.6	2:13.207									
4	44.420	16.737	14.333	13.350	58.4	2:57.627									
5	44.539	16.500	14.506	13.533	58.3	3:42.166									
6	44.266	16.320	14.476	13.470	58.6	4:26.432									



G5
G-Series GS
Super Special
Weather Report





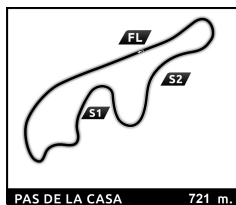
G-Series GS
G5
Final B (8 laps, 5.8 km.)

Starting Grid

Alex BERCIANOS	TOTCAR SPORT	88			
			- 2 -	13	MED RACING CRÉDIT ANDORRÀ Manel GUIRAL 48.806
47.077	Alvaro RODRIGUEZ	TOTCAR SPORT	88		
			- 1 -	86	TOTCAR SPORT José ROGER CHALMETA 45.509

↓
Pole

Stewards:	Timekeeper:
-----------	-------------




G-Series GS
G5
Final B (6 laps, 4.3 km.)

Final Classification

Nr Driver	Nat Team	Class	Laps	Total Time	Gap	Kph	Best Lap		Points
							Lap	Time Kph	
1 86 José ROGER CHALMETA	AND TOTCAR SPORT	PRO	6	4:32.697	-	56.4	2	44.489 58.3	25
2 88 Alvaro RODRIGUEZ	ESP TOTCAR SPORT	PRO	6	4:44.428	+11.731	54.1	4	45.554 57.0	18
3 13 Manel GUIRAL	AND MED RACING CRÈDIT ANDORRÀ	PRO	6	4:56.862	+24.165	51.8	3	47.832 54.3	15
4 8 Raül ROMERO	AND TOTCAR SPORT	PRO	5	4:58.849	1 Lap	42.8	5	49.075 52.9	12
Pole Position				J. ROGER CHALMETA			45.509	57.0 Kph	
Fastest Lap		Lap 2	José ROGER CHALMETA				44.489	58.3 Kph	

Published at:

Stewards:	Timekeeper:
------------------	--------------------



G-Series GS

G5

Final B

Final Classification by Division

Nr. Driver	Nat	Team	Car	Laps	Total Time	Gap	Kph	Best Lap				
								Lap	Time	Kph		
Proto G												
1	86	José ROGER CHALMETA	AND	TOTCAR SPORT	CITRÖEN	6	4:32.697		56.4	2	44.489	58.3
2	88	Alvaro RODRIGUEZ	ESP	TOTCAR SPORT	PEUGEOT	6	4:44.428	+11.731	54.1	4	45.554	57.0
3	13	Manel GUIRAL	AND	MED RACING CRÈDIT ANDORRÀ	PEUGEOT	6	4:56.862	+24.165	51.8	3	47.832	54.3
4	8	Raúl ROMERO	AND	TOTCAR SPORT	PEUGEOT	5	4:58.849	1 Laps	42.8	5	49.075	52.9

Published at:

Stewards:	Timekeeper:
------------------	--------------------



G-Series GS

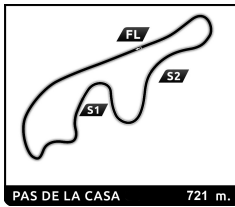
G5

Final B

Lap Chart

LAP

Nr	Pos	Grid	1	2	3	4	5	6
86	1	86	86	86	86	86	86	86
88	2	88	88	88	88	88	88	88
13	3	13	13	13	13	13	13	13
8	0	8	8	8	8	8	8	8



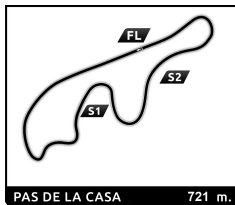
G-Series GS

G5

Final B

Best Sector Times

SECTOR 1			SECTOR 2		SECTOR 3		Pos	Driver	Ideal Lap	Best Lap
Pos	Driver	Time	Driver	Time	Driver	Time				
1	86 J.ROGER CHALMETA	17.189	86 J.ROGER CHALMETA	13.817	86 J.ROGER CHALMETA	13.067	1	86 J.ROGER CHALMETA	0:44.073	44.489 (1)
2	88 A.RODRIGUEZ	17.334	88 A.RODRIGUEZ	14.399	88 A.RODRIGUEZ	13.209	2	88 A.RODRIGUEZ	0:44.942	45.554 (2)
3	8 R.ROMERO	17.820	13 M.GUIRAL	14.721	13 M.GUIRAL	14.079	3	13 M.GUIRAL	0:47.532	47.832 (3)
4	13 M.GUIRAL	18.732	8 R.ROMERO	15.359	8 R.ROMERO	14.703	4	8 R.ROMERO	0:47.882	49.075 (4)



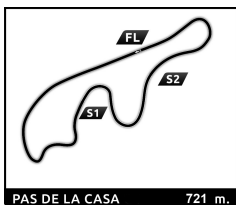
G-Series GS

G5

Final B

Fastest Lap Sequence

Practice Time	Driver	Team	Car	Class	Time	Kph	Lap
1:32.373	86 José ROGER CHALMETA	TOTCAR SPORT	CITRÖEN	PRO	44.489	58.3	2



G-Series GS

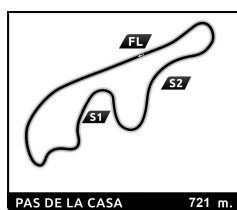
G5

Final B

Analysis by lap

■ Lapped

Nr	Lap Time	Gap	Nr	Lap Time	Gap	Nr	Lap Time	Gap	Nr	Lap Time	Gap	Nr	Lap Time	Gap
Lap 1														
86	47.884													
88	49.177	1.293												
13	51.541	3.657												
8	1:09.548	21.664												
Lap 2														
86	44.489													
88	45.880	2.684												
13	48.187	7.355												
8	54.346	31.521												
Lap 3														
86	44.943													
88	45.619	3.360												
13	47.832	10.244												
Lap 4														
86	44.696													
88	45.554	4.218												
13	49.225	14.773												
8	1:16.609	1 Lap												
Lap 5														
86	44.944													
88	49.990	9.264												
13	49.475	19.304												
8	49.271	1 Lap												
Lap 6														
86	45.741													
88	48.208	11.731												
13	50.602	24.165												
8	49.075	1 Lap												



G-Series GS


G5

Final B


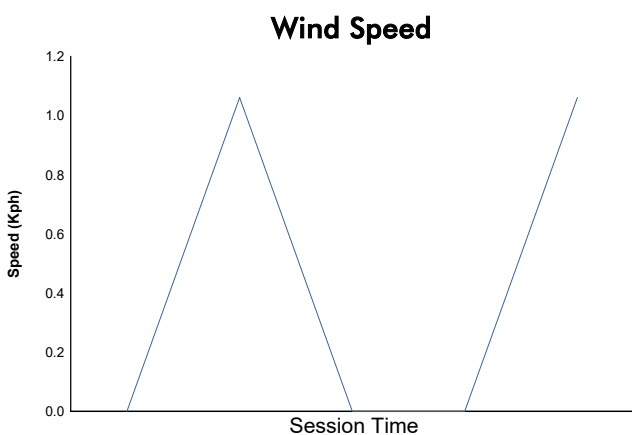
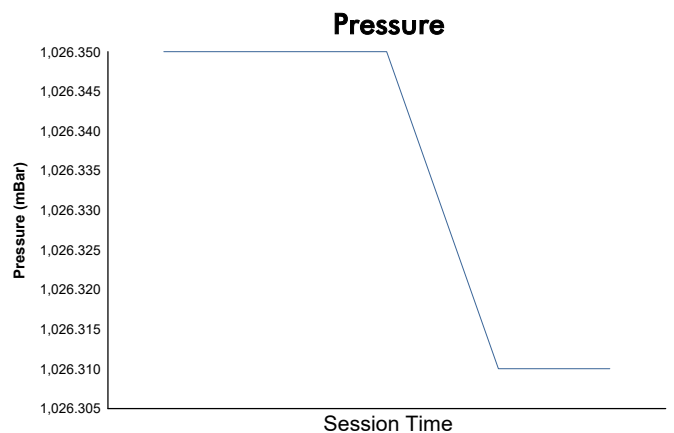
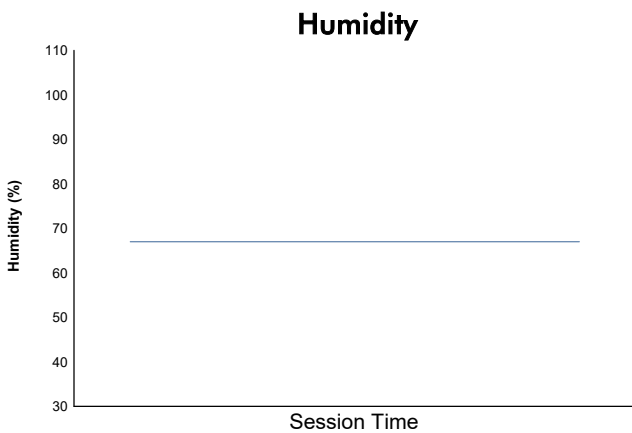
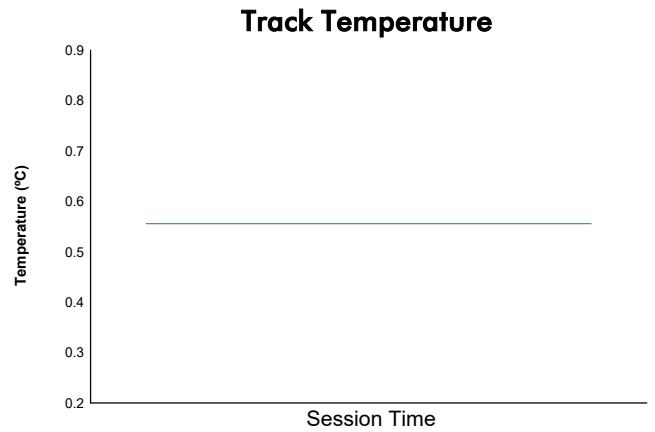
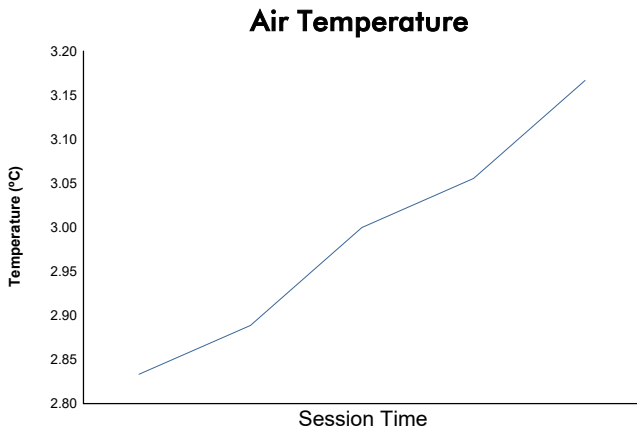
Analysis

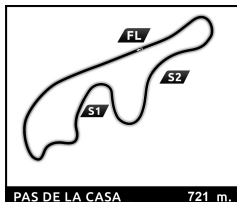
■ Personal Best ■ Session Best B Crossing the finish line in pit lane

Lap	Time	Sector 1	Sector 2	Sector 3	Kph	Elapsed	Lap	Time	Sector 1	Sector 2	Sector 3	Kph	Elapsed
8 Raúl ROMERO AND TOTCAR SPORT PEUGEOT													
1	1:09.548	23.600	15.359	30.589	34.6	1:09.548							
2	54.346	21.786	16.948	15.612	47.8	2:03.894							
3	1:16.609	21.204	16.010	39.395	33.9	3:20.503							
4	49.271	18.321	16.247	14.703	52.7	4:09.774							
5	49.075	17.820	16.308	14.947	52.9	4:58.849							
13 Manel GUIRAL AND MED RACING CRÈDIT ANDORRÀ PEUGEOT													
1	51.541	22.588	14.721	14.232	46.7	51.541							
2	48.187	19.030	14.895	14.262	53.9	1:39.728							
3	47.832	18.732	15.021	14.079	54.3	2:27.560							
4	49.225	19.607	14.960	14.658	52.7	3:16.785							
5	49.475	19.480	15.504	14.491	52.5	4:06.260							
6	50.602	20.105	15.828	14.669	51.3	4:56.862							
86 José ROGER CHALMETA AND TOTCAR SPORT CITRÖEN													
1	47.884	19.570	14.053	14.261	50.2	47.884							
2	44.489	17.463	13.817	13.209	58.3	1:32.373							
3	44.943	17.374	14.502	13.067	57.8	2:17.316							
4	44.696	17.189	14.149	13.358	58.1	3:02.012							
5	44.944	17.409	14.366	13.169	57.8	3:46.956							
6	45.741	17.492	14.355	13.894	56.7	4:32.697							
88 Alvaro RODRIGUEZ ESP TOTCAR SPORT PEUGEOT													
1	49.177	21.202	14.766	13.209	48.9	49.177							
2	45.880	17.918	14.452	13.510	56.6	1:35.057							
3	45.619	17.906	14.399	13.314	56.9	2:20.676							
4	45.554	17.334	14.643	13.577	57.0	3:06.230							
5	49.990	21.216	15.217	13.557	51.9	3:56.220							
6	48.208	19.515	14.671	14.022	53.8	4:44.428							



G5
G-Series GS
Final B
Weather Report





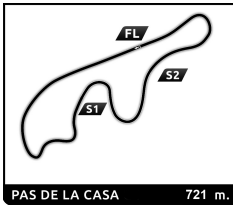
G-Series GS
G5
Final A (8 laps, 5.8 km.)

Starting Grid

48.128	Luis LOPEZ	TOTCAR SPORT	88B				
				- 2 -	8	TOTCAR SPORT	47.700 Raúl ROMERO
45.775	Pedro FONT	ELEGANT DRIVER	15				
				- 1 -	11	ELEGANT DRIVER	44.889 Miquel SOCIAS

Pole

Stewards:	Timekeeper:
------------------	--------------------




G-Series GS
G5
Final A (6 laps, 4.3 km.)

Final Classification

Nr	Driver	Nat	Team	Class	Laps	Total Time	Gap	Kph	Best Lap		Points	
									Lap	Time		Kph
1	11 Miquel SOCIAS	ESP	ELEGANT DRIVER	TUR	6	4:23.677	-	58.3	3	43.084	60.2	25
2	8B Alex BERCIANOS	AND	TOTCAR SPORT	PRO	6	4:39.631	+15.954	55.0	6	45.047	57.6	18
3	15 Pedro FONT	ESP	ELEGANT DRIVER	TUR	6	4:55.143	+31.466	52.1	4	45.334	57.3	15
4	88B Luis LOPEZ	ESP	TOTCAR SPORT	PRO	6	4:55.479	+31.802	52.1	3	47.318	54.9	12
Pole Position				M. SOCIAS				44.889		57.8 Kph		
Fastest Lap				Lap 3	Miquel SOCIAS				43.084		60.2 Kph	

Published at:

Stewards:	Timekeeper:
------------------	--------------------



G-Series GS

G5

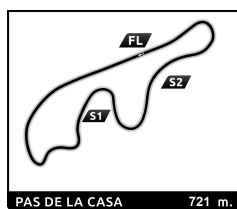
Final A

Final Classification by Division

Nr. Driver	Nat	Team	Car	Laps	Total Time	Gap	Kph	Best Lap				
								Lap	Time	Kph		
Proto G												
1	8B	Alex BERCIANOS	AND	TOTCAR SPORT	PEUGEOT	6	4:39.631		55.0	6	45.047	57.6
2	88B	Luis LOPEZ	ESP	TOTCAR SPORT	PEUGEOT	6	4:55.479	+15.848	52.1	3	47.318	54.9
Turisme G												
1	11	Miquel SOCIAS	ESP	ELEGANT DRIVER	PEUGEOT	6	4:23.677		58.3	3	43.084	60.2
2	15	Pedro FONT	ESP	ELEGANT DRIVER	PEUGEOT	6	4:55.143	+31.466	52.1	4	45.334	57.3

Published at:

Stewards:	Timekeeper:
------------------	--------------------



G-Series GS

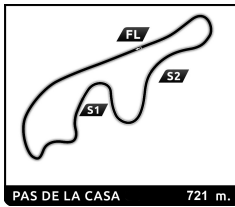
G5

Final A

Lap Chart

LAP

Nr	Pos	Grid	LAP					
			1	2	3	4	5	6
11	1	11	11	11	11	11	11	11
15	2	15	15	15	8B	8B	8B	8B
88B	4	88B	8B	8B	15	15	15	15
8B	0	8B	88B	88B	88B	88B	88B	88B



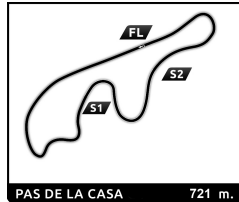
G-Series GS

G5

Final A

Best Sector Times

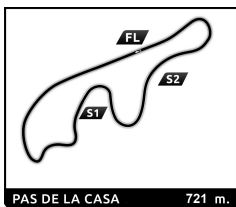
SECTOR 1			SECTOR 2		SECTOR 3		Pos	Driver	Ideal Lap	Best Lap	
Pos	Driver	Time	Driver	Time	Driver	Time					
1	11 M.SOCIAS	16.315	11 M.SOCIAS	13.686	11 M.SOCIAS	12.779	1	11 M.SOCIAS	0:42.780	43.084	(1)
2	8B A.BERCIANOS	17.145	8B A.BERCIANOS	13.904	8B A.BERCIANOS	13.233	2	8B A.BERCIANOS	0:44.282	45.047	(2)
3	15 P.FONT	17.685	15 P.FONT	13.989	15 P.FONT	13.478	3	15 P.FONT	0:45.152	45.334	(3)
4	88B L.LOPEZ	18.425	88B L.LOPEZ	14.448	88B L.LOPEZ	13.669	4	88B L.LOPEZ	0:46.542	47.318	(4)



G-Series GS
G5
Final A

Fastest Lap Sequence

Practice Time	Driver	Team	Car	Class	Time	Kph	Lap
1:30.754	11 Miquel SOCIAS	ELEGANT DRIVER	PEUGEOT	TUR	43.429	59.8	2
2:13.838	11 Miquel SOCIAS	ELEGANT DRIVER	PEUGEOT	TUR	43.084	60.2	3



G-Series GS

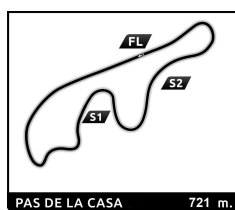
G5

Final A

Analysis by lap

■ Lapped

Nr	Lap Time	Gap	Nr	Lap Time	Gap	Nr	Lap Time	Gap	Nr	Lap Time	Gap	Nr	Lap Time	Gap
Lap 1														
11	47.325													
15	50.329	3.004												
8B	52.091	4.766												
88B	55.208	7.883												
Lap 2														
11	43.429													
15	46.145	5.720												
8B	45.363	6.700												
88B	47.660	12.114												
Lap 3														
11	43.084													
8B	45.898	9.514												
15	47.969	10.605												
88B	47.318	16.348												
Lap 4														
11	43.149													
8B	45.677	12.042												
15	45.334	12.790												
88B	48.649	21.848												
Lap 5														
11	43.251													
8B	45.555	14.346												
15	45.656	15.195												
88B	48.763	27.360												
Lap 6														
11	43.439													
8B	45.047	15.954												
15	59.710	31.466												
88B	47.881	31.802												



G-Series GS


G5

Final A

Analysis

■ Personal Best ■ Session Best B Crossing the finish line in pit lane

Lap	Time	Sector 1	Sector 2	Sector 3	Kph	Elapsed	Lap	Time	Sector 1	Sector 2	Sector 3	Kph	Elapsed
88B Luis LOPEZ							ESP						
TOTCAR SPORT							PEUGEOT						
1	55.208	25.727	14.688	14.793	43.6	55.208							
2	47.660	19.096	14.540	14.024	54.5	1:42.868							
3	47.318	18.425	14.448	14.445	54.9	2:30.186							
4	48.649	19.781	14.546	14.322	53.4	3:18.835							
5	48.763	19.484	14.571	14.708	53.2	4:07.598							
6	47.881	19.725	14.487	13.669	54.2	4:55.479							
8B Alex BERCIANOS							AND						
TOTCAR SPORT							PEUGEOT						
1	52.091	23.651	14.692	13.748	46.2	52.091							
2	45.363	17.671	13.919	13.773	57.2	1:37.454							
3	45.898	17.394	14.861	13.643	56.6	2:23.352							
4	45.677	17.145	14.893	13.639	56.8	3:09.029							
5	45.555	17.373	14.624	13.558	57.0	3:54.584							
6	45.047	17.910	13.904	13.233	57.6	4:39.631							
11 Miquel SOCIAS							ESP						
ELEGANT DRIVER							PEUGEOT						
1	47.325	20.534	13.686	13.105	50.8	47.325							
2	43.429	16.627	13.802	13.000	59.8	1:30.754							
3	43.084	16.332	13.973	12.779	60.2	2:13.838							
4	43.149	16.407	13.876	12.866	60.2	2:56.987							
5	43.251	16.315	13.868	13.068	60.0	3:40.238							
6	43.439	16.565	13.786	13.088	59.8	4:23.677							
15 Pedro FONT							ESP						
ELEGANT DRIVER							PEUGEOT						
1	50.329	22.692	13.989	13.648	47.8	50.329							
2	46.145	17.685	14.853	13.607	56.2	1:36.474							
3	47.969	17.957	16.157	13.855	54.1	2:24.443							
4	45.334	17.685			57.3	3:09.777							
5	45.656	17.776	14.402	13.478	56.9	3:55.433							
6	59.710	19.518	25.726	14.466	43.5	4:55.143							



G5
G-Series GS
Final A
Weather Report

