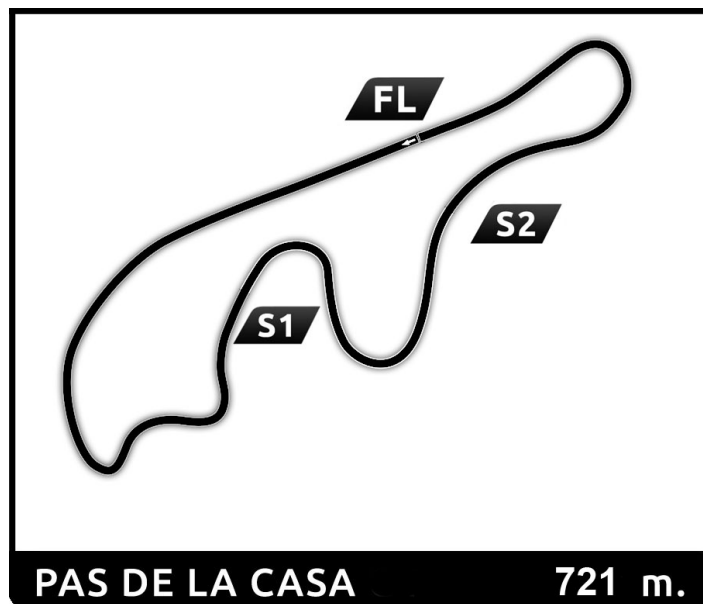



# G5

## G-Series GS2 G5

### Results Booklet





## G-Series GS2

G5

Free Practice

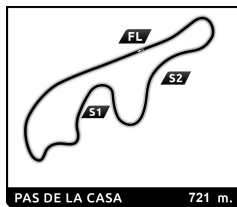
Classification

Nr.	Driver	Nat	Team	Car	Time	Lap Total	Gap	Kph
1	2 Ferran PUJOL	ESP	PCR SPORT	GIAND	GS2	44.261	4 6	- - 58.6
2	6 Pol VILA	ESP	PCR SPORT	GIAND	GS2	45.429	1 6	+1.168 +1.168 52.9
3	5 Jose Luis GARCIA	ESP	PCR SPORT	GIAND	GS2	45.699	3 6	+1.438 +0.270 56.8
4	3 Gerard DE LA CASA	AND	PCR SPORT	GIAND	GS2	46.762	2 5	+2.501 +1.063 55.5
5	1 Albert LLOVERA	AND	PCR SPORT	GIAND	GS2	47.676	4 5	+3.415 +0.914 54.4
6	3B Pep CODINACH	ESP	PCR SPORT	GIAND	GS2	49.632	1 5	+5.371 +1.956 48.5
7	4 Joaquin RODRIGO	ESP	PCR SPORT	GIAND	GS2	49.725	3 6	+5.464 +0.093 52.2
8	5B Martin ARROYO	ESP	PCR SPORT	GIAND	GS2	49.851	4 5	+5.590 +0.126 52.1
9	2B Salva NICOLAS	AND	PCR SPORT	GIAND	GS2	50.686	1 2	+6.425 +0.835 47.4
10	6B Alex BERCIANOS	AND	PCR SPORT	GIAND	GS2	52.938	1 1	+8.677 +2.252 45.4
11	4B Luis Pedro ROBY	AND	PCR SPORT	GIAND	GS2	53.859	2 2	+9.598 +0.921 48.2

<b>Fastest Lap</b>	Lap 4	Ferran PUJOL	44.261	58.6 Kph
--------------------	-------	--------------	--------	----------

Published at: .....

<b>Race Director:</b>	<b>Timekeeper:</b>
-----------------------	--------------------



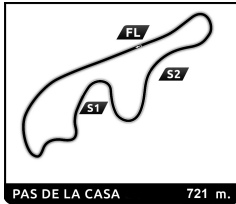
## G-Series GS2

G5

Free Practice

Best Sector Times

SECTOR 1			SECTOR 2		SECTOR 3		Pos	Driver	Ideal Lap	Best Lap
Pos	Driver	Time	Driver	Time	Driver	Time				
1	2 F.PUJOL	16.747	2 F.PUJOL	14.180	2 F.PUJOL	12.922	1	2 F.PUJOL	0:43.849	44.261 (1)
2	5 J.GARCIA	17.052	3 G.DE LA CASA	14.689	5 J.GARCIA	13.336	2	5 J.GARCIA	0:45.090	45.699 (3)
3	3 G.DE LA CASA	18.104	5 J.GARCIA	14.702	3 G.DE LA CASA	13.376	3	3 G.DE LA CASA	0:46.169	46.762 (4)
4	1 A.LLOVERA	18.235	1 A.LLOVERA	15.093	1 A.LLOVERA	13.759	4	1 A.LLOVERA	0:47.087	47.676 (5)
5	5B M.ARROYO	18.747	4 J.RODRIGO	15.424	3B P.CODINACH	14.238	5	3B P.CODINACH	0:48.525	49.632 (6)
6	3B P.CODINACH	18.753	3B P.CODINACH	15.534	4 J.RODRIGO	14.458	6	4 J.RODRIGO	0:49.504	49.725 (7)
7	2B S.NICOLAS	19.597	5B M.ARROYO	16.060	5B M.ARROYO	14.753	7	5B M.ARROYO	0:49.560	49.851 (8)
8	4 J.RODRIGO	19.622	4B L.ROBY	16.166	2B S.NICOLAS	14.840	8	2B S.NICOLAS	0:50.686	50.686 (9)
9	4B L.ROBY	20.926	6B A.BERCIANOS	16.241	6B A.BERCIANOS	15.541	9	4B L.ROBY	0:52.839	53.859 (11)
10	6B A.BERCIANOS	21.156	2B S.NICOLAS	16.249	4B L.ROBY	15.747	10	6B A.BERCIANOS	0:52.938	52.938 (10)



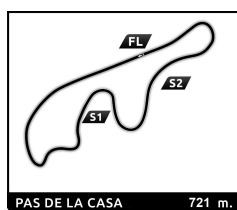
**G-Series GS2**

G5

Free Practice

Fastest Lap Sequence

Practice Time	Driver	Team	Car	Class	Time	Kph	Lap
1:35.990	2 Ferran PUJOL	PCR SPORT	GIAND	GS2	<b>46.126</b>	52.1	1
1:44.299	6 Pol VILA	PCR SPORT	GIAND	GS2	<b>45.429</b>	52.9	1
2:20.630	2 Ferran PUJOL	PCR SPORT	GIAND	GS2	<b>44.640</b>	58.1	2
3:05.115	2 Ferran PUJOL	PCR SPORT	GIAND	GS2	<b>44.485</b>	58.3	3
3:49.376	2 Ferran PUJOL	PCR SPORT	GIAND	GS2	<b>44.261</b>	58.6	4



**G-Series GS2**


**G5**

Free Practice

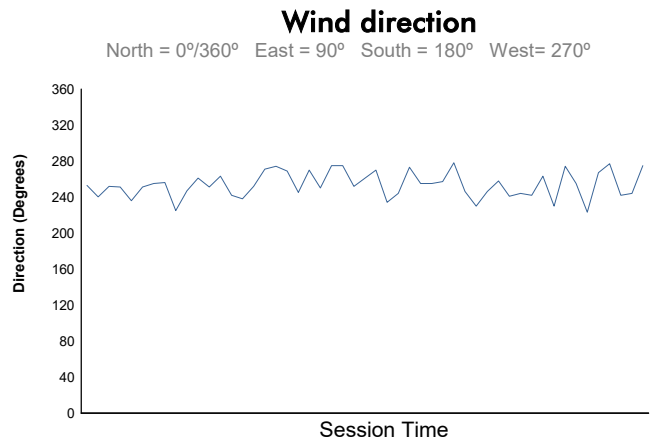
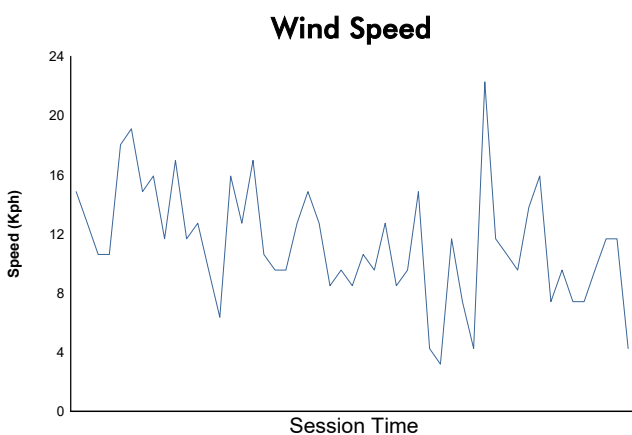
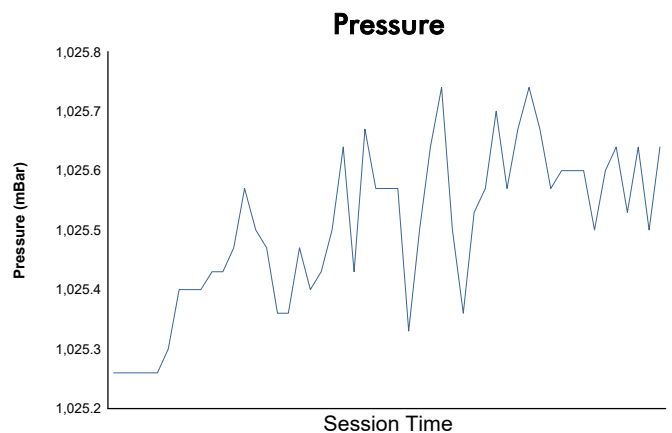
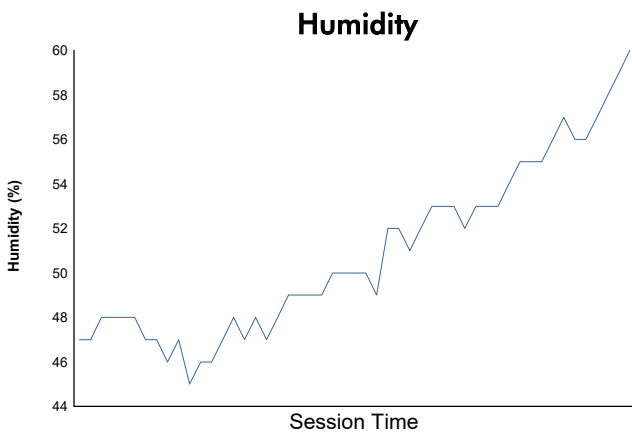
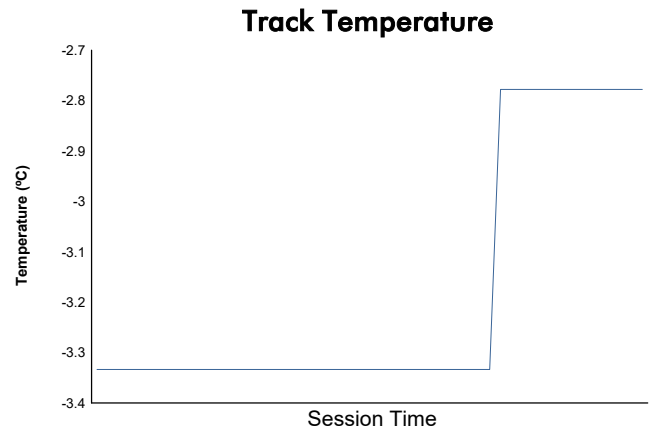
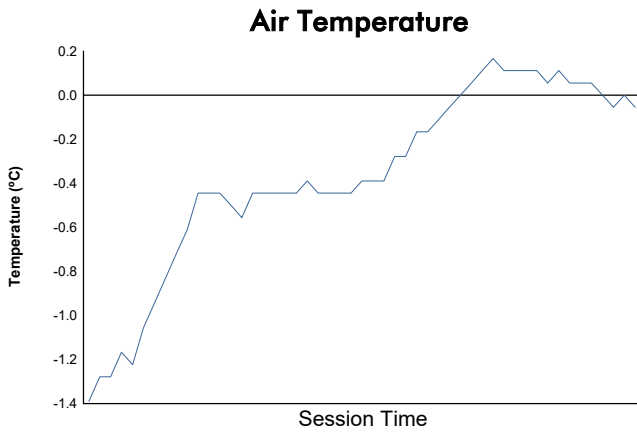
Analysis

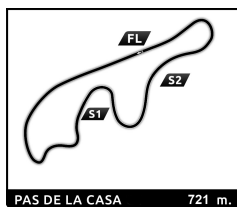
■ Personal Best ■ Session Best B Crossing the finish line in pit lane

Lap	Time	Sector 1	Sector 2	Sector 3	Kph	Elapsed	Lap	Time	Sector 1	Sector 2	Sector 3	Kph	Elapsed
<b>2B</b> Salva NICOLAS AND PCR SPORT GIAND													
1	50.686	19.597	16.249	14.840	47.4	46:42.558							
2	1:00.095	20.504	18.700	20.891	43.2	47:42.653							
<b>3B</b> Pep CODINACH ESP PCR SPORT GIAND													
1	49.632	19.860	15.534	14.238	48.5	46:25.671							
2	50.277	19.054	16.609	14.614	51.6	47:15.948							
3	50.776	19.417	15.735	15.624	51.1	48:06.724							
4	50.088	18.994	15.820	15.274	51.8	48:56.812							
5	51.052	18.753	16.008	16.291	50.8	49:47.864							
<b>4B</b> Luis Pedro ROBY AND PCR SPORT GIAND													
1	54.869	21.921	16.849	16.099	43.8	48:35.924							
2	53.859	21.946	16.166	15.747	48.2	49:29.783							
<b>5B</b> Martin ARROYO ESP PCR SPORT GIAND													
1	52.119	19.831	16.585	15.703	46.1	46:22.939							
2	51.451	19.969	16.652	14.830	50.4	47:14.390							
3	50.816	19.317	16.649	14.850	51.1	48:05.206							
4	49.851	18.747	16.351	14.753	52.1	48:55.057							
5	54.153	19.011	16.731	18.411	47.9	49:49.210							
<b>6B</b> Alex BERCIANOS AND PCR SPORT GIAND													
1	52.938	21.156	16.241	15.541	45.4	46:15.555							
<b>1</b> Albert LLOVERA AND PCR SPORT GIAND													
1	48.243	18.439	15.339	14.465	49.8	9:49.869							
2	49.746	20.046	15.093	14.607	52.2	10:39.615							
3	48.597	19.454	15.130	14.013	53.4	11:28.212							
4	47.676	18.538	15.379	13.759	54.4	12:15.888							
5	50.936	18.235	18.334	14.367	51.0	13:06.824							
<b>2</b> Ferran PUJOL ESP PCR SPORT GIAND													
1	46.126	17.905	14.637	13.584	52.1	1:35.990							
2	44.640	17.048	14.670	12.922	58.1	2:20.630							
3	44.485	17.181	14.304	13.000	58.3	3:05.115							
4	44.261	16.747	14.546	12.968	58.6	3:49.376							
5	44.443	17.203	14.180	13.060	58.4	4:33.819							
6	45.079	17.321	14.726	13.032	57.6	5:18.898							
<b>3</b> Gerard DE LA CASA AND PCR SPORT GIAND													
1	47.200	18.860	14.689	13.651	50.9	2:01.107							
2	46.762	18.104	15.282	13.376	55.5	2:47.869							
3	47.037	18.495	14.998	13.544	55.2	3:34.906							
4	47.912	18.441	15.136	14.335	54.2	4:22.818							
5	47.844	18.925	15.148	13.771	54.3	5:10.662							
<b>4</b> Joaquin RODRIGO ESP PCR SPORT GIAND													
1	50.685	20.034	15.689	14.962	47.4	9:40.258							
2	50.579	20.572	15.424	14.583	51.3	10:30.837							
3	49.725	19.684	15.583	14.458	52.2	11:20.562							
4	50.780	19.871	15.633	15.276	51.1	12:11.342							
5	50.512	19.962	16.056	14.494	51.4	13:01.854							
6	50.191	19.622	15.998	14.571	51.7	13:52.045							
<b>5</b> Jose Luis GARCIA ESP PCR SPORT GIAND													
1	47.766	18.194	15.387	14.185	50.3	9:23.788							
2	47.300	17.637	14.971	14.692	54.9	10:11.088							
3	45.699	17.245	14.702	13.752	56.8	10:56.787							
4	45.813	17.052	15.425	13.336	56.7	11:42.600							
5	46.316	17.312	15.145	13.859	56.0	12:28.916							
6	46.293	17.221	15.238	13.834	56.1	13:15.209							
<b>6</b> Pol VILA ESP PCR SPORT GIAND													
1	45.429				52.9	1:44.299							
2	46.184				56.2	2:30.483							
3	45.586				56.9	3:16.069							
4	45.886				56.6	4:01.955							
5	47.730				54.4	4:49.685							
6	46.205				56.2	5:35.890							



**G5**  
G-Series GS2  
Free Practice  
Weather Report





**G-Series GS2**  
**G5**  
Qualifying Practice

Final Classification

Nr.	Driver	Nat	Team	Car	Time	Lap	Total	Gap	Kph	Points
1	2 Ferran PUJOL	ESP	PCR SPORT	GIAND GS2	<b>46.204</b>	3	3	- -	<b>56.2</b>	10
2	3B Pep CODINACH	ESP	PCR SPORT	GIAND GS2	<b>46.943</b>	5	5	+0.739 +0.739	<b>55.3</b>	7
3	3 Gerard DE LA CASA	AND	PCR SPORT	GIAND GS2	<b>47.833</b>	2	5	+1.629 +0.890	<b>54.3</b>	5
4	1 Albert LLOYERA	AND	PCR SPORT	GIAND GS2	<b>47.945</b>	6	6	+1.741 +0.112	<b>54.1</b>	4
5	5B Martin ARROYO	ESP	PCR SPORT	GIAND GS2	<b>48.342</b>	1	1	+2.138 +0.397	<b>49.7</b>	3
6	6 Pol VILA	ESP	PCR SPORT	GIAND GS2	<b>48.405</b>	2	5	+2.201 +0.063	<b>53.6</b>	2
7	5 Jose Luis GARCIA	ESP	PCR SPORT	GIAND GS2	<b>48.767</b>	2	2	+2.563 +0.362	<b>53.2</b>	1
8	2B Salva NICOLAS	AND	PCR SPORT	GIAND GS2	<b>49.004</b>	4	5	+2.800 +0.237	<b>53.0</b>	0
9	4 Joaquin RODRIGO	ESP	PCR SPORT	GIAND GS2	<b>51.163</b>	4	4	+4.959 +2.159	<b>50.7</b>	0
10	4B Luis Pedro ROBY	AND	PCR SPORT	GIAND GS2	<b>51.620</b>	1	4	+5.416 +0.457	<b>46.6</b>	0

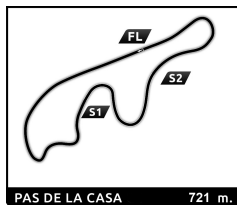
*Not started*

6B	Alex BERCANOS	AND	PCR SPORT	GIAND GS2						0
----	---------------	-----	-----------	-----------	--	--	--	--	--	---

Fastest Lap	Lap	Driver	Time	Kph
	Lap 3	Ferran PUJOL	<b>46.204</b>	56.2 Kph

Published at: .....

Stewards:	Timekeeper:
-----------	-------------

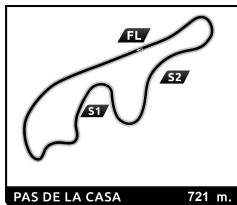


**G-Series GS2**  
G5  
Qualifying Practice

Best Sector Times

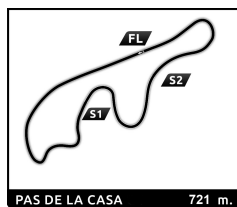
SECTOR 1			SECTOR 2		SECTOR 3		Pos	Driver	Ideal Lap	Best Lap
Pos	Driver	Time	Driver	Time	Driver	Time				
1	2 F.PUJOL	17.255	2 F.PUJOL	15.021	2 F.PUJOL	13.640	1	2 F.PUJOL	0:45.916	46.204 (1)
2	3B P.CODINACH	17.531	3B P.CODINACH	15.407	3B P.CODINACH	14.005	2	3B P.CODINACH	0:46.943	46.943 (2)
3	5 J.GARCIA	17.826	1 A.LLOVERA	15.469	6 P.VILA	14.028	3	3 G.DE LA CASA	0:47.703	47.833 (3)
4	3 G.DE LA CASA	17.881	3 G.DE LA CASA	15.579	1 A.LLOVERA	14.046	4	1 A.LLOVERA	0:47.857	47.945 (4)
5	2B S.NICOLAS	18.264	6 P.VILA	15.934	5B M.ARROYO	14.047	5	5B M.ARROYO	0:48.342	48.342 (5)
6	5B M.ARROYO	18.313	5B M.ARROYO	15.982	2B S.NICOLAS	14.195	6	6 P.VILA	0:48.403	48.405 (6)
7	1 A.LLOVERA	18.342	5 J.GARCIA	16.031	3 G.DE LA CASA	14.243	7	5 J.GARCIA	0:48.457	48.767 (7)
8	6 P.VILA	18.441	4B L.ROBY	16.054	4B L.ROBY	14.265	8	2B S.NICOLAS	0:48.736	49.004 (8)
9	4 J.RODRIGO	19.195	2B S.NICOLAS	16.277	5 J.GARCIA	14.600	9	4 J.RODRIGO	0:50.733	51.163 (9)
10	4B L.ROBY	20.673	4 J.RODRIGO	16.461	4 J.RODRIGO	15.077	10	4B L.ROBY	0:50.992	51.620 (10)





**G-Series GS2**  
G5  
Qualifying Practice  
Fastest Lap Sequence


Practice Time	Driver	Team	Car	Class	Time	Kph	Lap
1:40.073	2 Ferran PUJOL	PCR SPORT	GIAND	GS2	<b>47.527</b>	50.6	1
2:26.815	2 Ferran PUJOL	PCR SPORT	GIAND	GS2	<b>46.742</b>	55.5	2
3:13.019	2 Ferran PUJOL	PCR SPORT	GIAND	GS2	<b>46.204</b>	56.2	3



**G-Series GS2**  
**G5**  
Qualifying Practice

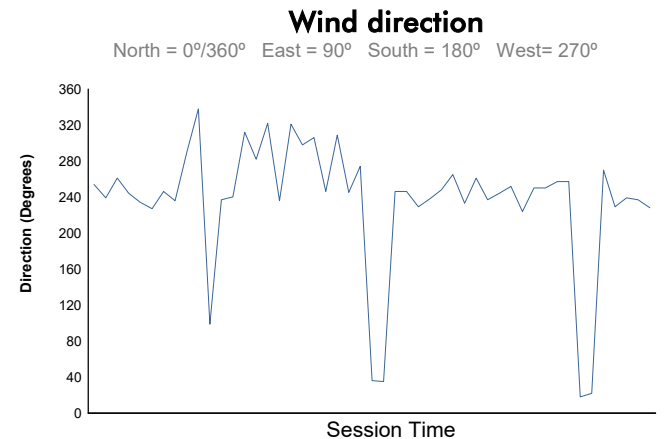
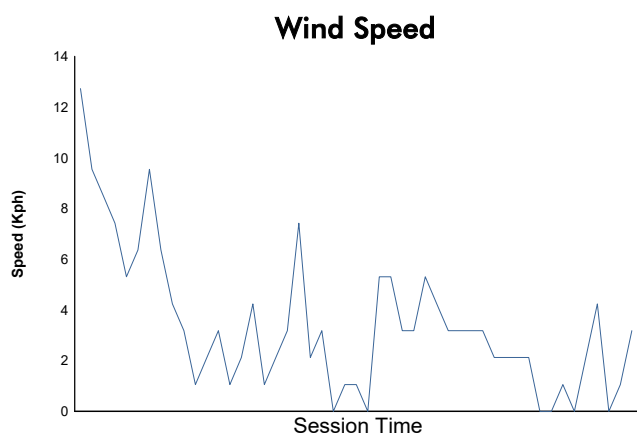
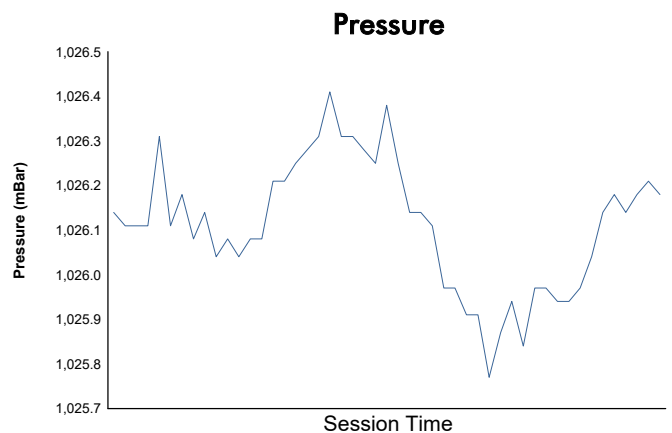
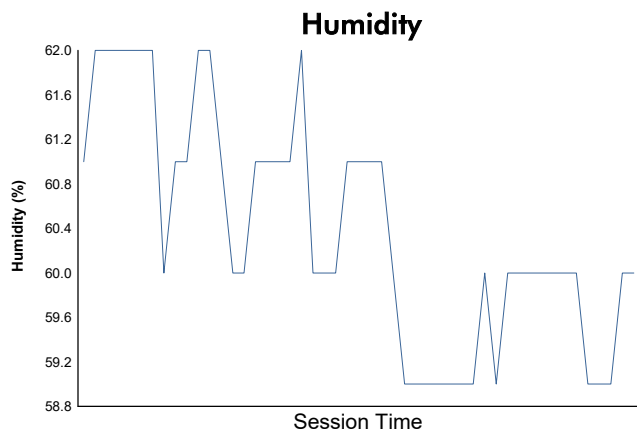
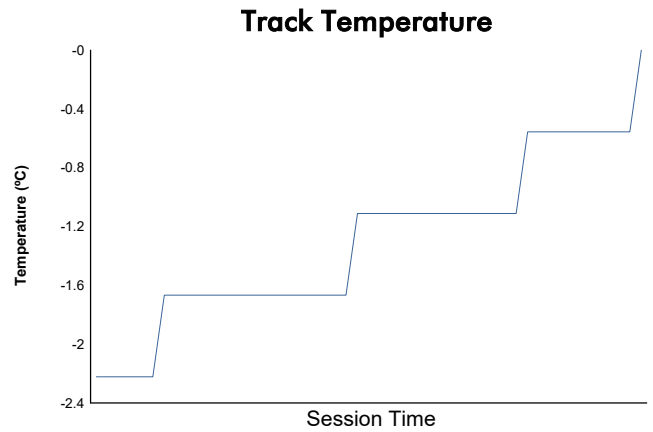
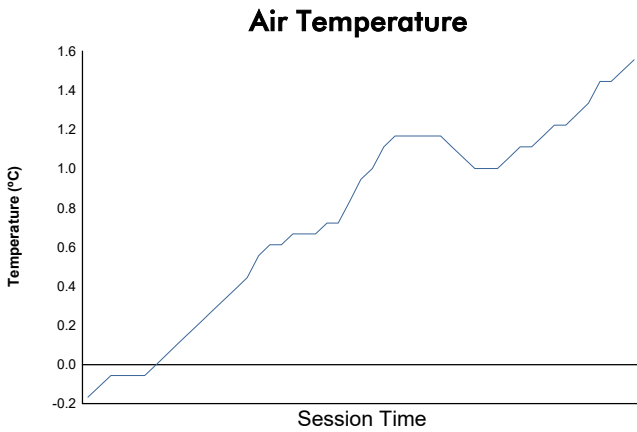
Analysis

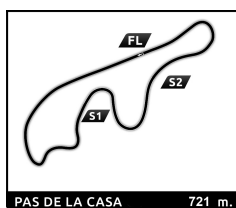
Lap	Time	Sector 1	Sector 2	Sector 3	Kph	Elapsed	Lap	Time	Sector 1	Sector 2	Sector 3	Kph	Elapsed
<b>2B</b> <b>Salva NICOLAS</b> AND													
PCR SPORT							GIAND						
1	1:05.535	34.283	16.930	14.322	36.7	44:28.311	4	<b>51.163</b>	19.620	16.466	<b>15.077</b>	50.7	11:04.478
2	49.065	<b>18.264</b>	16.385	14.416	52.9	45:17.376							
3	50.654	19.062	17.280	14.312	51.2	46:08.030							
4	<b>49.004</b>	18.270	16.539	<b>14.195</b>	53.0	46:57.034							
5	49.092	18.510	<b>16.277</b>	14.305	52.9	47:46.126							
<b>3B</b> <b>Pep CODINACH</b> ESP													
PCR SPORT							GIAND						
1	47.732	17.613	15.516	14.603	50.4	43:45.422							
2	55.604	18.474	17.787	19.343	46.7	44:41.026							
3	52.749	20.729	17.066	14.954	49.2	45:33.775							
4	50.371	20.677	15.543	14.151	51.5	46:24.146							
5	<b>46.943</b>	<b>17.531</b>	<b>15.407</b>	<b>14.005</b>	55.3	47:11.089							
<b>4B</b> <b>Luis Pedro ROBY</b> AND													
PCR SPORT							GIAND						
1	<b>51.620</b>	<b>20.673</b>	16.163	14.784	46.6	44:33.302							
2	1:09.501	38.944	16.292	<b>14.265</b>	37.3	45:42.803							
3	52.540	21.029	16.660	14.851	49.4	46:35.343							
4	52.124	21.011	<b>16.054</b>	15.059	49.8	47:27.467							
<b>5B</b> <b>Martin ARROYO</b> ESP													
PCR SPORT							GIAND						
1	<b>48.342</b>	<b>18.313</b>	<b>15.982</b>	<b>14.047</b>	49.7	43:57.298							
<b>1</b> <b>Albert LLOVERA</b> AND													
PCR SPORT							GIAND						
1	57.775	21.775	16.605	19.395	41.6	8:45.516							
2	52.611	21.633	16.349	14.629	49.3	9:38.127							
3	48.522	<b>18.342</b>	15.831	14.349	53.5	10:26.649							
4	49.319	18.878	15.526	14.915	52.6	11:15.968							
5	53.736	20.113	15.718	17.905	48.3	12:09.704							
6	<b>47.945</b>	18.430	<b>15.469</b>	<b>14.046</b>	54.1	12:57.649							
<b>2</b> <b>Ferran PUJOL</b> ESP													
PCR SPORT							GIAND						
1	47.527	17.747	<b>15.021</b>	14.759	50.6	1:40.073							
2	46.742	17.819	15.283	<b>13.640</b>	55.5	2:26.815							
3	<b>46.204</b>	<b>17.255</b>	15.171	13.778	56.2	3:13.019							
<b>3</b> <b>Gerard DE LA CASA</b> AND													
PCR SPORT							GIAND						
1	48.313	18.491	<b>15.579</b>	<b>14.243</b>	49.8	2:02.921							
2	<b>47.833</b>	<b>17.881</b>	15.665	14.287	54.3	2:50.754							
3	48.450	18.289	15.775	14.386	53.6	3:39.204							
4	49.694	18.991	16.008	14.695	52.2	4:28.898							
5	49.829	19.050	16.195	14.584	52.1	5:18.727							
<b>4</b> <b>Joaquin RODRIGO</b> ESP													
PCR SPORT							GIAND						
1	51.217	19.353	16.748	15.116	47.0	8:29.164							
2	51.187	19.577	<b>16.461</b>	15.149	50.7	9:20.351							
3	52.964	20.429	16.904	15.631	49.0	10:13.315							



**G5**  
G-Series GS2  
Qualifying Practice

**Weather Report**





## G-Series GS2

G5

Super Special (5 laps, 3.6 km.)

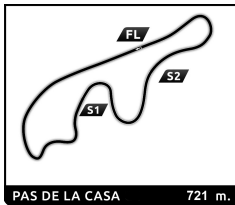
### Final Classification

Nr	Driver	Nat	Team	Class	Laps	Total Time	Gap	Kph	Best Lap		Points
									Lap	Time Kph	
1	2 Ferran PUJOL	ESP	PCR SPORT	GS2	5	<b>3:40.658</b>	-	58.0	1	<b>43.579</b> 55.2	15
2	6 Pol VILA	ESP	PCR SPORT	GS2	5	<b>3:47.136</b>	+6.478	56.3	2	<b>44.987</b> 57.7	13
3	3 Gerard DE LA CASA	AND	PCR SPORT	GS2	5	<b>3:48.480</b>	+7.822	56.0	3	<b>45.312</b> 57.3	11
4	5 Jose Luis GARCIA	ESP	PCR SPORT	GS2	5	<b>3:56.203</b>	+15.545	54.1	4	<b>46.887</b> 55.4	9
5	3B Pep CODINACH	ESP	PCR SPORT	GS2	5	<b>3:56.317</b>	+15.659	54.1	2	<b>45.989</b> 56.4	8
6	4 Joaquin RODRIGO	ESP	PCR SPORT	GS2	5	<b>4:02.171</b>	+21.513	52.8	5	<b>47.424</b> 54.7	7
7	2B Salva NICOLAS	AND	PCR SPORT	GS2	5	<b>4:04.100</b>	+23.442	52.4	3	<b>47.820</b> 54.3	6
8	1 Albert LLOVERA	AND	PCR SPORT	GS2	5	<b>4:42.530</b>	+1:01.872	45.3	1	<b>45.789</b> 52.5	5
9	4B Luis Pedro ROBY	AND	PCR SPORT	GS2	3	<b>2:26.254</b>	2 Laps	51.9	3	<b>48.511</b> 53.5	4
10	5B Martin ARROYO	ESP	PCR SPORT	GS2							3
11	6B Alex BERCIANOS	AND	PCR SPORT	GS2							2

<b>Fastest Lap</b>	Lap 1	Ferran PUJOL	<b>43.579</b>	55.2 Kph
--------------------	-------	--------------	---------------	----------

Published at: .....

<b>Stewards:</b>	<b>Timekeeper:</b>
------------------	--------------------




**G-Series GS2**

G5

Super Special

Best Sector Times

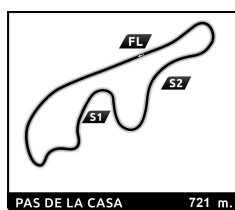
SECTOR 1			SECTOR 2		SECTOR 3		Pos	Driver	Ideal Lap	Best Lap	
Pos	Driver	Time	Driver	Time	Driver	Time					
1	2 F.PUJOL	16.234	2 F.PUJOL	14.062	2 F.PUJOL	13.086	1	2 F.PUJOL	0:43.382	43.579	(1)
2	6 P.VILA	16.914	1 A.LLOVERA	14.339	3 G.DE LA CASA	13.332	2	6 P.VILA	0:44.842	44.987	(2)
3	3 G.DE LA CASA	17.146	6 P.VILA	14.413	6 P.VILA	13.515	3	3 G.DE LA CASA	0:45.205	45.312	(3)
4	2B S.NICOLAS	17.442	3B P.CODINACH	14.662	1 A.LLOVERA	13.523	4	3B P.CODINACH	0:45.874	45.989	(5)
5	3B P.CODINACH	17.447	4 J.RODRIGO	14.702	3B P.CODINACH	13.765	5	1 A.LLOVERA	0:46.108	45.789	(4)
6	5 J.GARCIA	17.900	3 G.DE LA CASA	14.727	4 J.RODRIGO	13.837	6	5 J.GARCIA	0:46.782	46.887	(6)
7	1 A.LLOVERA	18.246	4B L.ROBY	14.753	2B S.NICOLAS	13.869	7	4 J.RODRIGO	0:46.970	47.424	(7)
8	4 J.RODRIGO	18.431	5 J.GARCIA	14.929	5 J.GARCIA	13.953	8	2B S.NICOLAS	0:47.073	47.820	(8)
9	4B L.ROBY	18.645	2B S.NICOLAS	15.762	4B L.ROBY	14.099	9	4B L.ROBY	0:47.497	48.511	(9)



**G-Series GS2**  
G5  
Super Special

Fastest Lap Sequence

Practice Time	Driver	Team	Car	Class	Time	Kph	Lap
43.579	2 Ferran PUJOL	PCR SPORT	GIAND	GS2	<b>43.579</b>	55.2	1




**G-Series GS2**  
**G5**  
Super Special

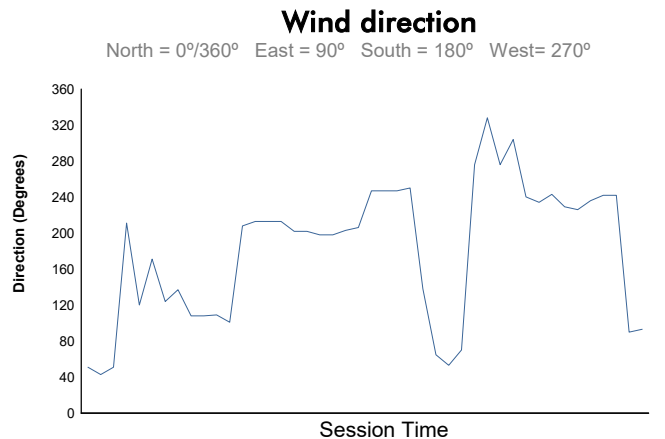
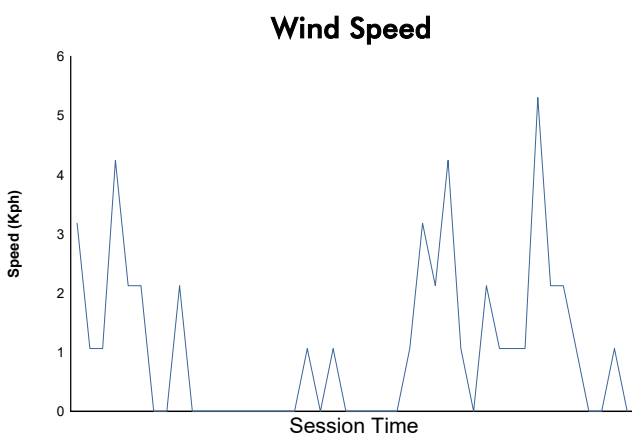
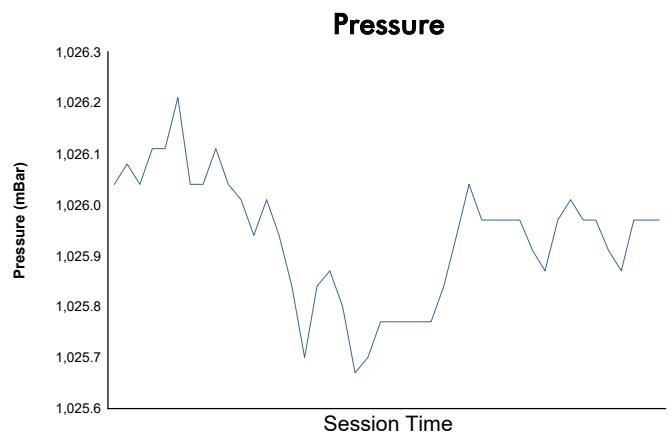
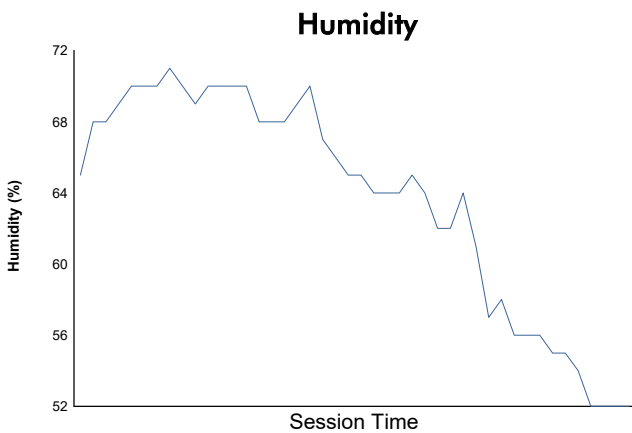
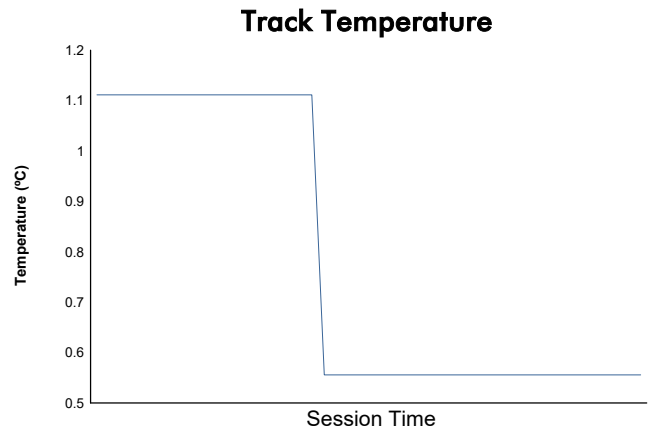
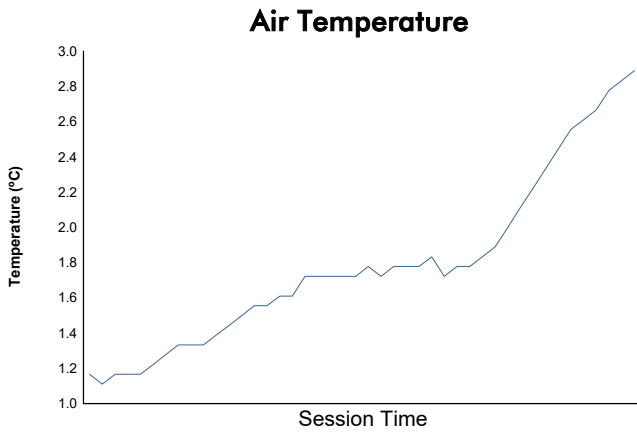
Analysis

■ Personal Best ■ Session Best B Crossing the finish line in pit lane

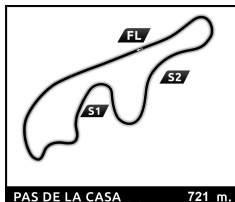
Lap	Time	Sector 1	Sector 2	Sector 3	Kph	Elapsed	Lap	Time	Sector 1	Sector 2	Sector 3	Kph	Elapsed
<b>2B</b> <b>Salva NICOLAS</b> AND							<b>5</b> <b>Jose Luis GARCIA</b> ESP						
PCR SPORT							PCR SPORT						
GIAND							GIAND						
1	48.332	18.034	15.762	14.536	49.8	48.332	1	47.397	18.215	15.084	14.098	50.7	47.397
2	49.080	18.228	16.926	13.926	52.9	1:37.412	2	47.511	18.111	15.093	14.307	54.6	1:34.908
3	47.820	17.442	15.926	14.452	54.3	2:25.232	3	47.041	18.133	14.929	13.979	55.2	2:21.949
4	49.146	19.239	16.038	13.869	52.8	3:14.378	4	46.887	17.900	15.034	13.953	55.4	3:08.836
5	49.722	18.083	15.986	15.653	52.2	4:04.100	5	47.367	18.372	14.932	14.063	54.8	3:56.203
<b>3B</b> <b>Pep CODINACH</b> ESP							<b>6</b> <b>Pol VILA</b> ESP						
PCR SPORT							PCR SPORT						
GIAND							GIAND						
1	46.429	17.469	14.662	14.298	51.8	46.429	1	45.530	17.035	14.944	13.551	52.8	45.530
2	45.989	17.529	14.695	13.765	56.4	1:32.418	2	44.987	16.975	14.451	13.561	57.7	1:30.517
3	46.746	17.447	15.122	14.177	55.5	2:19.164	3	45.891	17.392	14.948	13.551	56.6	2:16.408
4	48.662	18.808	15.447	14.407	53.3	3:07.826	4	45.724	17.005	15.204	13.515	56.8	3:02.132
5	48.491	19.023	15.002	14.466	53.5	3:56.317	5	45.004	16.914	14.413	13.677	57.7	3:47.136
<b>4B</b> <b>Luis Pedro ROBY</b> AND													
PCR SPORT													
GIAND													
1	48.970	19.466	15.092	14.412	49.1	48.970							
2	48.773	18.645	16.029	14.099	53.2	1:37.743							
3	48.511	19.032	15.248	14.231	53.5	2:26.254							
<b>1</b> <b>Albert LLOVERA</b> AND													
PCR SPORT													
GIAND													
1	45.789	17.648	14.339	13.802	52.5	45.789							
2	1:31.410	1:02.094	15.085	14.231	28.4	2:17.199							
3	48.149	18.821	15.143	14.185	53.9	3:05.348							
4	47.727	18.246	14.593	14.888	54.4	3:53.075							
5	49.455	20.136	15.796	13.523	52.5	4:42.530							
<b>2</b> <b>Ferran PUJOL</b> ESP													
PCR SPORT													
GIAND													
1	43.579	16.352	14.062	13.165	55.2	43.579							
2	44.273	16.819	14.305	13.149	58.6	1:27.852							
3	43.668	16.234	14.348	13.086	59.4	2:11.520							
4	44.318	16.739	14.348	13.231	58.6	2:55.838							
5	44.820	16.993	14.552	13.275	57.9	3:40.658							
<b>3</b> <b>Gerard DE LA CASA</b> AND													
PCR SPORT													
GIAND													
1	46.316	17.792	14.900	13.624	51.9	46.316							
2	45.771	17.289	15.150	13.332	56.7	1:32.087							
3	45.312	17.163	14.727	13.422	57.3	2:17.399							
4	45.433	17.180	14.892	13.361	57.1	3:02.832							
5	45.648	17.146	15.007	13.495	56.9	3:48.480							
<b>4</b> <b>Joaquin RODRIGO</b> ESP													
PCR SPORT													
GIAND													
1	48.676	19.367	14.918	14.391	49.4	48.676							
2	47.779	19.240	14.702	13.837	54.3	1:36.455							
3	49.948	20.658	14.951	14.339	52.0	2:26.403							
4	48.344	19.327	14.980	14.037	53.7	3:14.747							
5	47.424	18.431	14.833	14.160	54.7	4:02.171							



**G5**  
G-Series GS2  
Super Special  
Weather Report







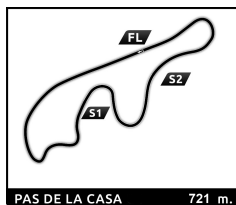
**G-Series GS2**  
G5  
Final B (6 laps, 4.3 km.)

Starting Grid

51.620	Luis Pedro ROBY	PCR SPORT	4B	- 3 -	2B	PCR SPORT	49.004	Salva NICOLAS
48.767	Jose Luis GARCIA	PCR SPORT	5	- 2 -	6	PCR SPORT	48.405	Pol VILA
47.945	Albert LLOVERA	PCR SPORT	1	- 1 -	3B	PCR SPORT	46.943	Pep CODINACH

**Pole**

Stewards:	Timekeeper:
-----------	-------------



**G-Series GS2**  
**G5**  
Final B (6 laps, 4.3 km.)

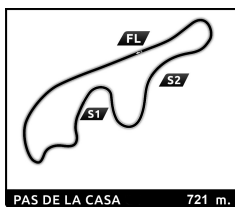
**Final Classification**

Nr	Driver	Nat	Team	Class	Laps	Total Time	Gap	Kph	Best Lap		Points	
									Lap	Time		Kph
1	6 Pol VILA	ESP	PCR SPORT	GS2	6	<b>4:43.130</b>	-	54.3	3	<b>45.060</b>	57.6	25
2	1 Albert LLOVERA	AND	PCR SPORT	GS2	6	<b>4:48.370</b>	+5.240	53.3	4	<b>46.735</b>	55.5	18
3	5 Jose Luis GARCIA	ESP	PCR SPORT	GS2	6	<b>5:11.149</b>	+28.019	49.4	4	<b>47.732</b>	54.4	15
4	4B Luis Pedro ROBY	AND	PCR SPORT	GS2	4	<b>3:20.570</b>	2 Laps	50.8	3	<b>47.395</b>	54.8	12
<b>Not classified:</b>												
3B	Pep CODINACH	ESP	PCR SPORT	GS2	1	<b>50.118</b>						0
2B	Salva NICOLAS	AND	PCR SPORT	GS2								0

<b>Pole Position</b>		P. CODINACH	<b>46.943</b>	55.3 Kph
<b>Fastest Lap</b>	Lap 3	Pol VILA	<b>45.060</b>	57.6 Kph

Published at: .....

<b>Stewards:</b>	<b>Timekeeper:</b>
------------------	--------------------



**G-Series GS2**

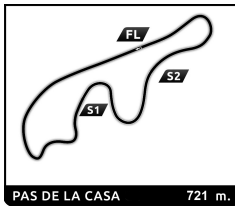
G5

Final B

Lap Chart

**LAP**

Nr	Pos	Grid	1	2	3	4	5	6
3B	1	3B	1	1	6	6	6	6
1	2	1	3B	6	1	1	1	1
6	3	6	6	5	4B	4B	5	5
5	4	5	5	4B	5	5		
2B	5	2B	4B					
4B	6	4B						



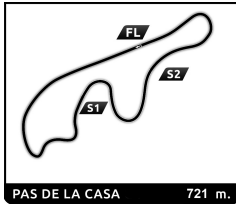
**G-Series GS2**

G5

Final B

Best Sector Times

SECTOR 1			SECTOR 2		SECTOR 3		Pos	Driver	Ideal Lap	Best Lap	
Pos	Driver	Time	Driver	Time	Driver	Time					
1	6 P.VILA	17.250	6 P.VILA	13.858	6 P.VILA	13.722	1	6 P.VILA	0:44.830	45.060	(1)
2	1 A.LLOVERA	17.933	1 A.LLOVERA	14.059	1 A.LLOVERA	13.940	2	1 A.LLOVERA	0:45.932	46.735	(2)
3	5 J.GARCIA	18.182	3B P.CODINACH	14.342	4B L.ROBY	14.153	3	5 J.GARCIA	0:47.049	47.732	(4)
4	3B P.CODINACH	18.216	5 J.GARCIA	14.646	5 J.GARCIA	14.221	4	3B P.CODINACH	0:47.175		
5	4B L.ROBY	18.422	4B L.ROBY	14.671	3B P.CODINACH	14.617	5	4B L.ROBY	0:47.246	47.395	(3)



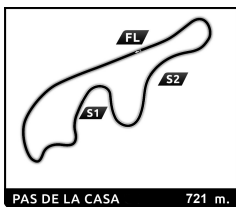
**G-Series GS2**

G5

Final B

Fastest Lap Sequence

Practice Time	Driver	Team	Car	Class	Time	Kph	Lap
1:36.741	1 Albert LLOVERA	PCR SPORT	GIAND	GS2	<b>47.616</b>	54.5	2
1:37.357	6 Pol VILA	PCR SPORT	GIAND	GS2	<b>45.849</b>	56.6	2
2:22.417	6 Pol VILA	PCR SPORT	GIAND	GS2	<b>45.060</b>	57.6	3



**G-Series GS2**

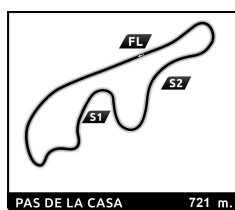
G5

Final B

Analysis by lap

■ Lapped

Nr	Lap Time	Gap	Nr	Lap Time	Gap	Nr	Lap Time	Gap	Nr	Lap Time	Gap	Nr	Lap Time	Gap
<b>Lap 1</b>														
1	49.125													
3B	50.118	0.993												
6	51.508	2.383												
5	54.653	5.528												
4B	56.030	6.905												
<b>Lap 2</b>														
1	47.616													
6	45.849	0.616												
5	50.790	8.702												
4B	49.681	8.970												
<b>Lap 3</b>														
6	45.060													
1	48.818	3.142												
4B	47.395	10.689												
5	49.290	12.316												
<b>Lap 4</b>														
6	46.515													
1	46.735	3.362												
4B	47.464	11.638												
5	47.732	13.533												
<b>Lap 5</b>														
6	45.361													
1	48.468	6.469												
5	1:00.030	28.202												
<b>Lap 6</b>														
6	48.837													
1	47.608	5.240												
5	48.654	28.019												



**G-Series GS2**


G5

Final B

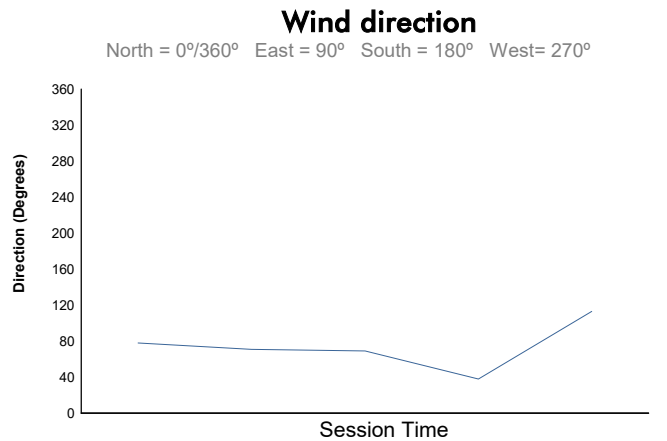
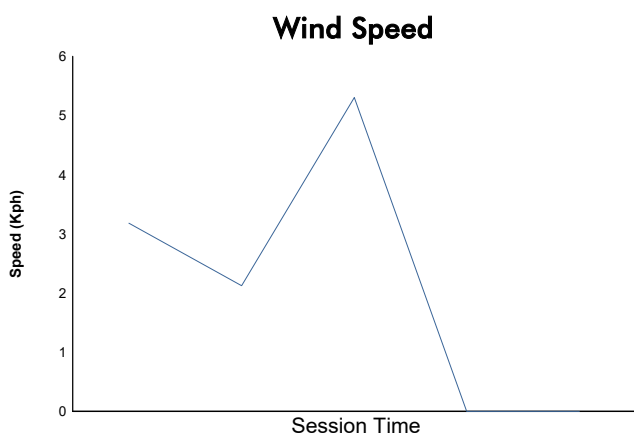
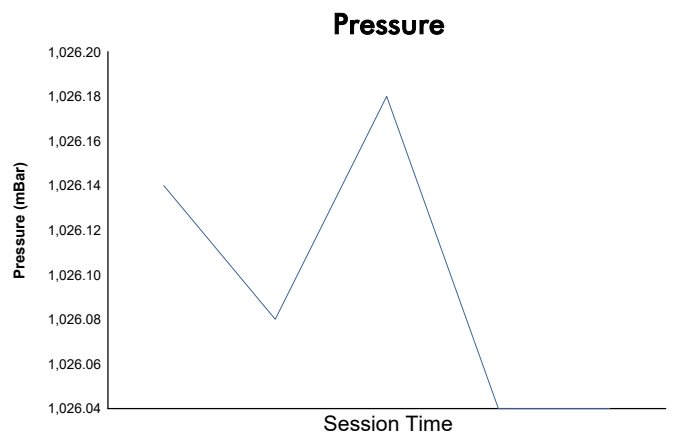
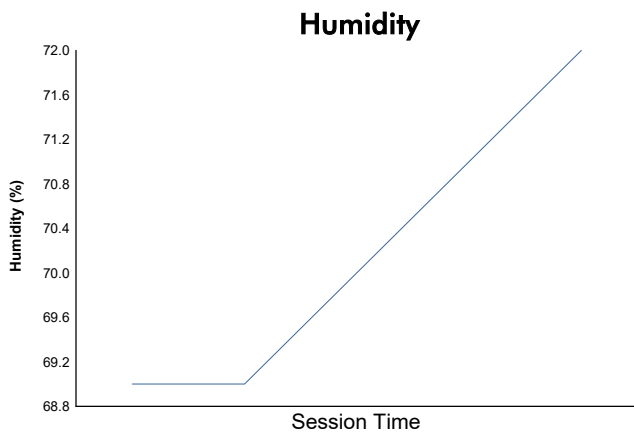
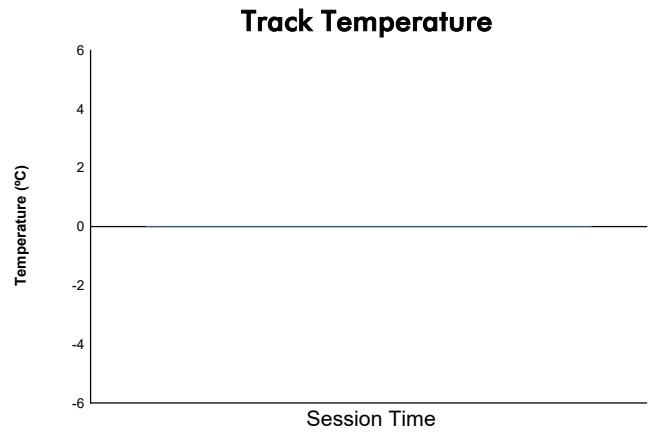
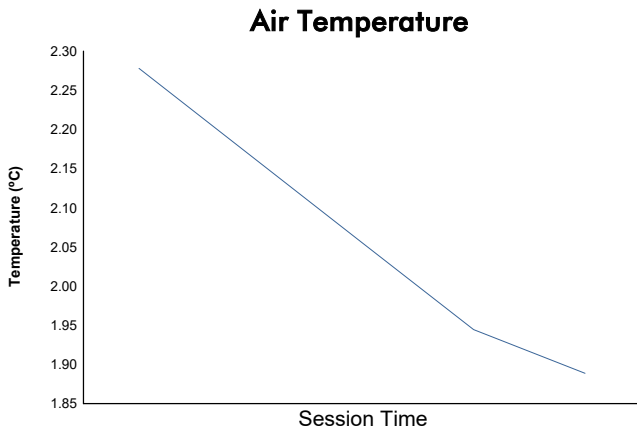
Analysis

■ Personal Best ■ Session Best B Crossing the finish line in pit lane

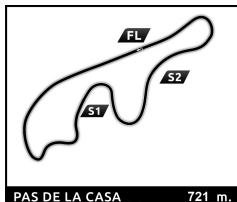
Lap	Time	Sector 1	Sector 2	Sector 3	Kph	Elapsed	Lap	Time	Sector 1	Sector 2	Sector 3	Kph	Elapsed
<b>3B</b> Pep CODINACH ESP													
PCR SPORT GIAND													
1	50.118	21.159	14.342	14.617	48.0	50.118							
<b>4B</b> Luis Pedro ROBY AND													
PCR SPORT GIAND													
1	56.030	25.796	15.362	14.872	42.9	56.030							
2	49.681	19.417	15.674	14.590	52.2	1:45.711							
3	47.395	18.458	14.784	14.153	54.8	2:33.106							
4	47.464	18.422	14.671	14.371	54.7	3:20.570							
<b>1</b> Albert LLOVERA AND													
PCR SPORT GIAND													
1	49.125	20.238	14.059	14.828	49.0	49.125							
2	47.616	18.616	14.644	14.356	54.5	1:36.741							
3	48.818	18.757	14.159	15.902	53.2	2:25.559							
4	46.735	17.933	14.862	13.940	55.5	3:12.294							
5	48.468	19.060	15.399	14.009	53.6	4:00.762							
6	47.608	18.434	14.318	14.856	54.5	4:48.370							
<b>5</b> Jose Luis GARCIA ESP													
PCR SPORT GIAND													
1	54.653	22.540	15.988	16.125	44.0	54.653							
2	50.790	19.658	15.908	15.224	51.1	1:45.443							
3	49.290	19.894	15.175	14.221	52.7	2:34.733							
4	47.732	18.292	15.218	14.222	54.4	3:22.465							
5	1:00.030	18.193	14.646	27.191	43.2	4:22.495							
6	48.654	18.182	15.203	15.269	53.3	5:11.149							
<b>6</b> Pol VILA ESP													
PCR SPORT GIAND													
1	51.508	23.231	14.322	13.955	46.7	51.508							
2	45.849	17.419	14.708	13.722	56.6	1:37.357							
3	45.060	17.443	13.858	13.759	57.6	2:22.417							
4	46.515	18.271	14.463	13.781	55.8	3:08.932							
5	45.361	17.344	14.006	14.011	57.2	3:54.293							
6	48.837	17.250	15.514	16.073	53.1	4:43.130							



**G5**  
G-Series GS2  
Final B  
Weather Report







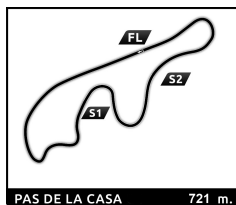
**G-Series GS2**  
G5  
Final A (6 laps, 4.3 km.)

Starting Grid

51.163	<b>Joaquin RODRIGO</b>	PCR SPORT	4	- 3 -	<b>6B</b>	PCR SPORT	Alex BERCIANOS
47.833	<b>Gerard DE LA CASA</b>	PCR SPORT	3	- 2 -	<b>5B</b>	PCR SPORT	Martin ARROYO
				- 1 -	<b>2</b>	PCR SPORT	Ferran PUJOL

**Pole**

Stewards:	Timekeeper:
-----------	-------------



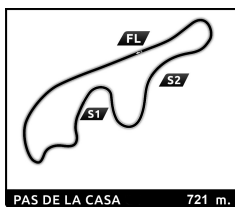
**G-Series GS2**  
**G5**  
Final A (6 laps, 4.3 km.)

**Final Classification**

Nr	Driver	Nat	Team	Class	Laps	Total Time	Gap	Kph	Best Lap		Points	
									Lap	Time		Kph
1	2 Ferran PUJOL	ESP	PCR SPORT	GS2	6	<b>4:37.639</b>	-	55.4	2	<b>43.874</b>	59.2	25
2	5B Martin ARROYO	ESP	PCR SPORT	GS2	5	<b>4:36.662</b>	1 Lap	46.2	3	<b>48.965</b>	53.0	18
<b>Not classified:</b>												
3	Gerard DE LA CASA	AND	PCR SPORT	GS2	1	<b>50.687</b>						0
4	Joaquín RODRIGO	ESP	PCR SPORT	GS2	1	<b>54.158</b>						0
<b>Not started</b>												
6B	Alex BERCIANOS	AND	PCR SPORT	GS2								0
<b>Pole Position</b>				F. PUJOL		<b>46.204</b>		56.2 Kph				
<b>Fastest Lap</b>				Lap 2	Ferran PUJOL		<b>43.874</b>		59.2 Kph			

Published at: .....

<b>Stewards:</b>	<b>Timekeeper:</b>
------------------	--------------------



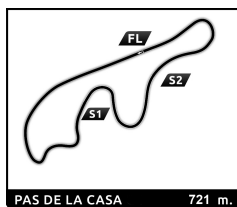
**G-Series GS2**

G5

Final A

Lap Chart

		LAP						
Nr	Pos	Grid	1	2	3	4	5	6
2	1	2	2	2	2	2	2	2
3	2	3	3	5B	5B	5B	5B	
5B	3	5B	5B					
4	4	4	4					
6B	5	6B						



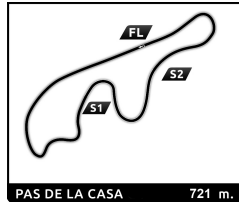
## G-Series GS2

G5

Final A

### Best Sector Times


SECTOR 1			SECTOR 2		SECTOR 3		Pos	Driver	Ideal Lap	Best Lap
Pos	Driver	Time	Driver	Time	Driver	Time				
1	2 F.PUJOL	16.411	2 F.PUJOL	13.778	2 F.PUJOL	13.336	1	2 F.PUJOL	0:43.525	43.874 (1)
2	5B M.ARROYO	19.454	3 G.DE LA CASA	14.092	5B M.ARROYO	14.235	2	5B M.ARROYO	0:48.251	48.965 (2)
3	3 G.DE LA CASA	20.474	5B M.ARROYO	14.562	3 G.DE LA CASA	15.179	3	3 G.DE LA CASA	0:49.745	



**G-Series GS2**  
G5  
Final A

Fastest Lap Sequence

Practice Time	Driver	Team	Car	Class	Time	Kph	Lap
1:31.732	2 Ferran PUJOL	PCR SPORT	GIAND	GS2	<b>43.874</b>	59.2	2



**G-Series GS2**

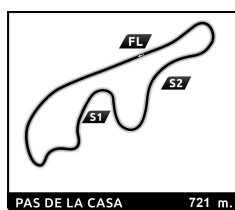
G5

Final A

Analysis by lap

Lapped

Nr	Lap Time	Gap	Nr	Lap Time	Gap	Nr	Lap Time	Gap	Nr	Lap Time	Gap	Nr	Lap Time	Gap
<b>Lap 1</b>														
2	47.858													
3	50.687	2.829												
5B	52.964	5.106												
4	54.158	6.300												
<b>Lap 2</b>														
2	43.874													
5B	1:15.154	36.386												
<b>Lap 3</b>														
2	46.671													
5B	48.965	38.680												
<b>Lap 4</b>														
2	45.587													
5B	49.595	42.688												
<b>Lap 5</b>														
2	45.890													
5B	49.984	46.782												
<b>Lap 6</b>														
2	47.759													




**G-Series GS2**

G5

Final A

Analysis

Lap	Time	Sector 1	Sector 2	Sector 3	Kph	Elapsed	Lap	Time	Sector 1	Sector 2	Sector 3	Kph	Elapsed	
<span style="color: green;">■</span> Personal Best <span style="color: purple;">■</span> Session Best <b>B</b> Crossing the finish line in pit lane														
<b>5B</b>	<b>Martin ARROYO</b>						ESP							
	PCR SPORT						GIAND							
1	52.964	22.759	15.635	14.570	45.4	52.964								
2	1:15.154	46.357	14.562	14.235	34.5	2:08.118								
3	48.965	19.454	14.819	14.692	53.0	2:57.083								
4	49.595	20.190	14.905	14.500	52.3	3:46.678								
5	49.984	20.064	15.363	14.557	51.9	4:36.662								
<b>2</b>	<b>Ferran PUJOL</b>						ESP							
	PCR SPORT						GIAND							
1	47.858	19.935	14.208	13.715	50.2	47.858								
2	43.874	16.411	13.778	13.685	59.2	1:31.732								
3	46.671	17.797	14.905	13.969	55.6	2:18.403								
4	45.587	17.841	14.410	13.336	56.9	3:03.990								
5	45.890	17.848	14.061	13.981	56.6	3:49.880								
6	47.759	18.428	14.994	14.337	54.3	4:37.639								
<b>3</b>	<b>Gerard DE LA CASA</b>						AND							
	PCR SPORT						GIAND							
1	50.687	21.416	14.092	15.179	47.4	50.687								
<b>4</b>	<b>Joaquin RODRIGO</b>						ESP							
	PCR SPORT						GIAND							
1	54.158	23.476	15.415	15.267	44.4	54.158								



**G5**  
G-Series GS2  
Final A  
Weather Report

