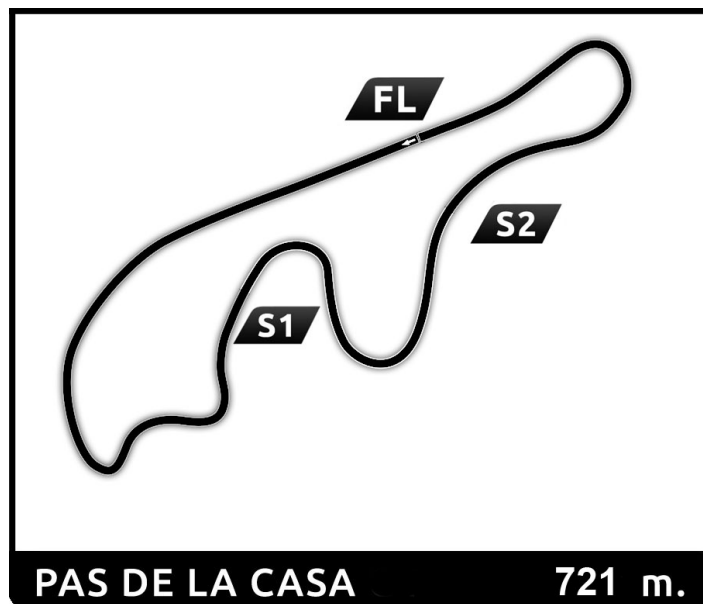



G5

G-Series 2RM G5

Results Booklet





G-Series 2RM

G5

Free Practice

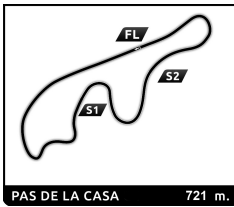
Classification

Nr.	Driver	Nat	Team	Car		Time	Lap	Total	Gap	Kph	
1	22 Carles PORTE	AND	SEUWAGEN	MINI COOPER	2RM	52.171	4	6	-	-	49.8
2	16 Raul TOMAS	AND	KARS	VW GOLF	2RM	52.369	4	6	+0.198	+0.198	49.6
3	69B Joan SALA	AND	KARS	VW GOLF	2RM	52.894	4	6	+0.723	+0.525	49.1
4	69 Jaume BARTUMEU	AND	KARS	VW GOLF	2RM	53.589	4	6	+1.418	+0.695	48.4
5	91 Edgar MONTELLA	AND	ANDORRACING	CITROEN	2RM	53.862	5	6	+1.691	+0.273	48.2
6	16B Fred BOCQUET	FRA	KARS	VW GOLF	2RM	53.893	5	6	+1.722	+0.031	48.2
7	91B Jordi PONS	AND	ANDORRACING	CITROEN	RM	57.080	4	4	+4.909	+3.187	45.5
8	3 Felipe José GONZALVES	AND	Felipe José GONZALVES	SEAT IBIZA	2RM	57.294	4	5	+5.123	+0.214	45.3

Fastest Lap	Lap 4	Carles PORTE	52.171	49.8 Kph
--------------------	-------	--------------	---------------	----------

Published at:

Race Director:	Timekeeper:
-----------------------	--------------------




G-Series 2RM

G5

Free Practice

Best Sector Times

SECTOR 1			SECTOR 2		SECTOR 3		Pos	Driver	Ideal Lap	Best Lap	
Pos	Driver	Time	Driver	Time	Driver	Time					
1	16 R.TOMAS	19.686	16 R.TOMAS	16.093	22 C.PORTE	15.737	1	22 C.PORTE	0:51.874	52.171	(1)
2	22 C.PORTE	20.044	22 C.PORTE	16.093	69B J.SALA	16.083	2	16 R.TOMAS	0:51.982	52.369	(2)
3	69B J.SALA	20.165	69B J.SALA	16.199	16 R.TOMAS	16.203	3	69B J.SALA	0:52.447	52.894	(3)
4	16B F.BOCQUET	20.351	69 J.BARTUMEU	16.428	69 J.BARTUMEU	16.245	4	69 J.BARTUMEU	0:53.320	53.589	(4)
5	69 J.BARTUMEU	20.647	16B F.BOCQUET	16.465	91 E.MONTELLA	16.514	5	16B F.BOCQUET	0:53.553	53.893	(6)
6	91 E.MONTELLA	20.742	91 E.MONTELLA	16.743	16B F.BOCQUET	16.737	6	91 E.MONTELLA	0:53.999	53.862	(5)
7	91B J.PONS	21.899	3 F.GONZALVES	17.875	91B J.PONS	16.918	7	91B J.PONS	0:56.941	57.080	(7)
8	3 F.GONZALVES	22.040	91B J.PONS	18.124	3 F.GONZALVES	17.283	8	3 F.GONZALVES	0:57.198	57.294	(8)



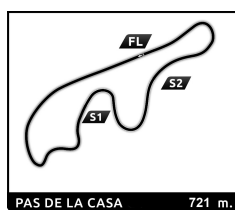
G-Series 2RM

G5

Free Practice

Fastest Lap Sequence

Practice Time	Driver	Team	Car	Class	Time	Kph	Lap
57.117	69 Jaume BARTUMEU	KARS	VW GOLF	2RM	56.581	42.5	1
1:06.689	22 Carles PORTE	SEUWAGEN	MINI COOPER	2RM	54.841	43.9	1
1:19.444	16 Raul TOMAS	KARS	VW GOLF	2RM	54.056	44.5	1
1:59.531	22 Carles PORTE	SEUWAGEN	MINI COOPER	2RM	52.842	49.1	2
2:52.121	22 Carles PORTE	SEUWAGEN	MINI COOPER	2RM	52.590	49.4	3
3:44.292	22 Carles PORTE	SEUWAGEN	MINI COOPER	2RM	52.171	49.8	4



G-Series 2RM


G5

Free Practice

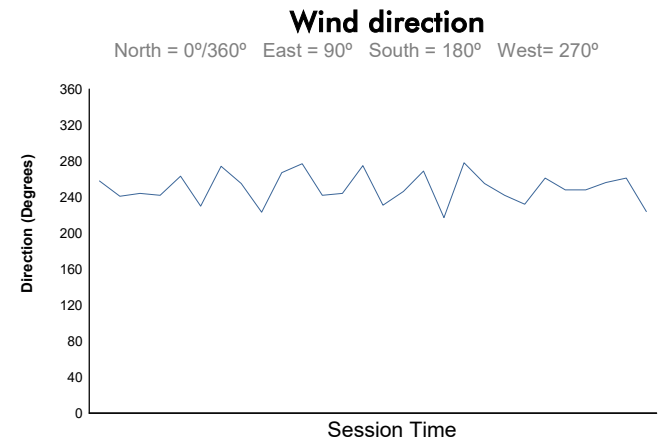
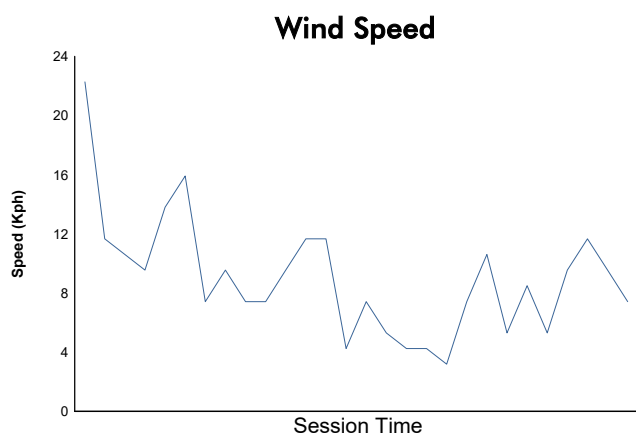
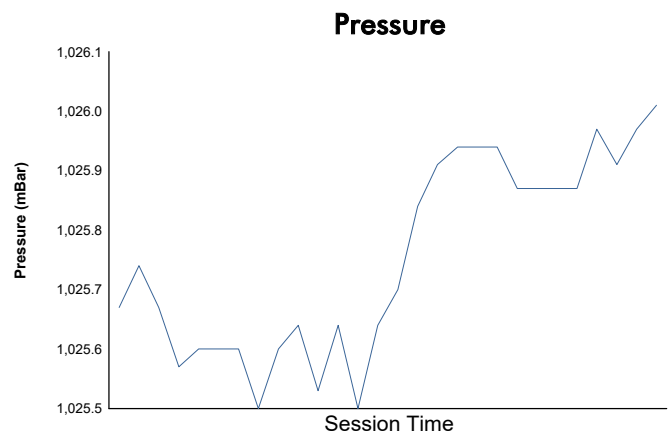
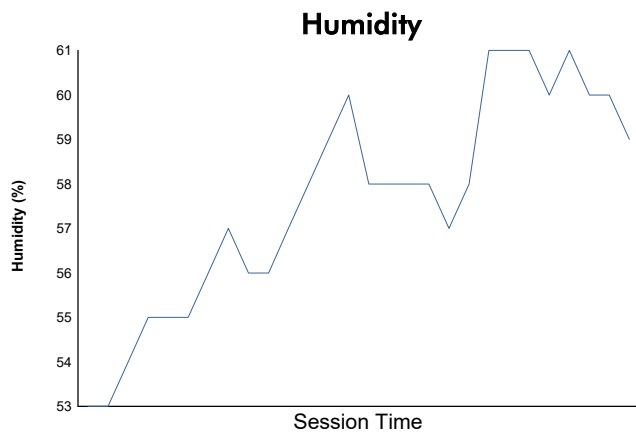
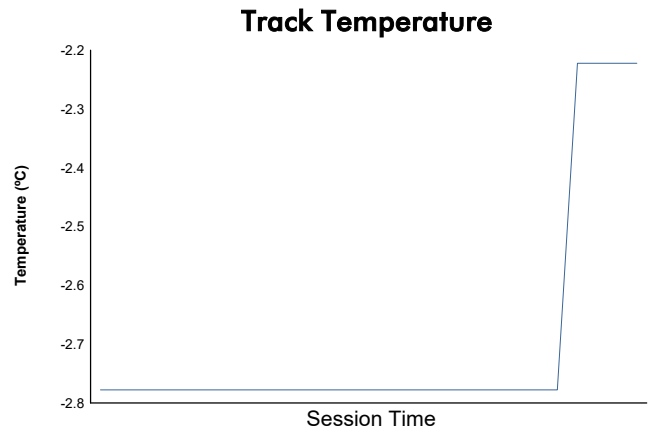
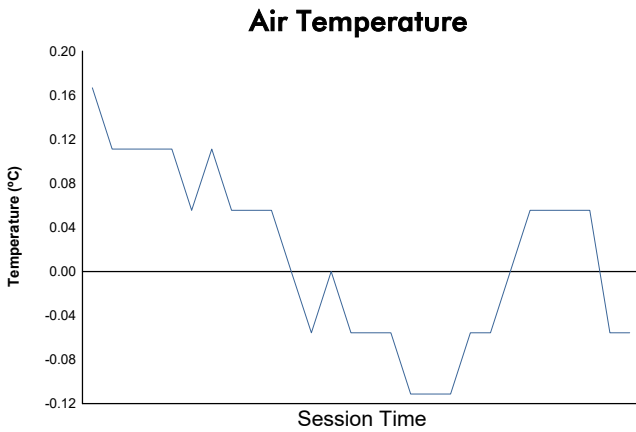
Analysis

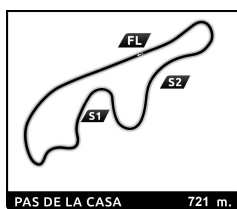
■ Personal Best ■ Session Best B Crossing the finish line in pit lane

Lap	Time	Sector 1	Sector 2	Sector 3	Kph	Elapsed	Lap	Time	Sector 1	Sector 2	Sector 3	Kph	Elapsed
16B Fred BOCQUET FRA KARS VW GOLF							3	55.199	21.733	16.475	16.991	47.0	2:47.523
1	55.806	21.508	17.454	16.844	43.1	22:07.117	4	53.589	20.647	16.428	16.514	48.4	3:41.112
2	55.977	21.867	17.373	16.737	46.4	23:03.094	5	54.339	20.947	16.543	16.849	47.8	4:35.451
3	55.489	21.269	16.975	17.245	46.8	23:58.583	6	55.920	22.240	17.435	16.245	46.4	5:31.371
4	54.578	21.075	16.465	17.038	47.6	24:53.161							
5	53.893	20.351	16.615	16.927	48.2	25:47.054							
6	54.851	21.179	16.646	17.026	47.3	26:41.905							
91 Edgar MONTELLA AND ANDORRACING CITROEN							1	56.288	22.721			42.7	1:32.620
1	53.457	21.050	16.272	16.135	45.0	21:38.746	2	54.465	21.208	16.743	16.514	47.7	2:27.085
2	52.976	20.466	16.366	16.144	49.0	22:31.722	3	53.963	21.238			48.1	3:21.048
3	53.031	20.700	16.248	16.083	48.9	23:24.753	4	55.077	20.840			47.1	4:16.125
4	52.894	20.165	16.199	16.530	49.1	24:17.647	5	53.862	20.742			48.2	5:09.987
5	53.270	20.567	16.250	16.453	48.7	25:10.917	6	54.082	21.189			48.0	6:04.069
6	53.165	20.368	16.262	16.535	48.8	26:04.082							
91B Jordi PONS AND ANDORRACING CITROEN							1	1:01.983	25.416	18.508	18.059	38.8	24:33.416
1	59.831	24.764			43.4	25:33.247	2	57.573	22.466	18.124	16.983	45.1	26:30.820
2	57.573	22.466	18.124	16.983	45.1	26:30.820	3	57.080	21.899	18.263	16.918	45.5	27:27.900
3	57.080	21.899	18.263	16.918	45.5	27:27.900							
4													
3 Felipe José GONZALVES AND Felipe José GONZALVES SEAT IBIZA							1	58.191	22.414	18.188	17.589	41.3	1:47.134
1	58.191	22.414	18.188	17.589	41.3	1:47.134	2	1:01.131	22.814	18.085	20.232	42.5	2:48.265
2	1:01.131	22.814	18.085	20.232	42.5	2:48.265	3	59.349	22.921	18.858	17.570	43.7	3:47.614
3	59.349	22.921	18.858	17.570	43.7	3:47.614	4	57.294	22.040	17.875	17.379	45.3	4:44.908
4	57.294	22.040	17.875	17.379	45.3	4:44.908	5	58.171	22.898	17.990	17.283	44.6	5:43.079
5	58.171	22.898	17.990	17.283	44.6	5:43.079							
6													
16 Raul TOMAS AND KARS VW GOLF							1	54.056	21.198	16.521	16.337	44.5	1:19.444
1	54.056	21.198	16.521	16.337	44.5	1:19.444	2	53.111	20.194	16.297	16.620	48.9	2:12.555
2	53.111	20.194	16.297	16.620	48.9	2:12.555	3	52.808	20.500	16.093	16.215	49.2	3:05.363
3	52.808	20.500	16.093	16.215	49.2	3:05.363	4	52.369	19.686	16.356	16.327	49.6	3:57.732
4	52.369	19.686	16.356	16.327	49.6	3:57.732	5	52.373	19.856	16.314	16.203	49.6	4:50.105
5	52.373	19.856	16.314	16.203	49.6	4:50.105	6	53.773	20.160	16.696	16.917	48.3	5:43.878
6	53.773	20.160	16.696	16.917	48.3	5:43.878							
22 Carles PORTE AND SEUWAGEN MINI COOPER							1	54.841	22.069	16.703	16.069	43.9	1:06.689
1	54.841	22.069	16.703	16.069	43.9	1:06.689	2	52.842	20.764	16.238	15.840	49.1	1:59.531
2	52.842	20.764	16.238	15.840	49.1	1:59.531	3	52.590	20.501	16.093	15.996	49.4	2:52.121
3	52.590	20.501	16.093	15.996	49.4	2:52.121	4	52.171	20.044	16.390	15.737	49.8	3:44.292
4	52.171	20.044	16.390	15.737	49.8	3:44.292	5	52.868	20.391	16.387	16.090	49.1	4:37.160
5	52.868	20.391	16.387	16.090	49.1	4:37.160	6	53.419	20.661	16.212	16.546	48.6	5:30.579
6	53.419	20.661	16.212	16.546	48.6	5:30.579							
69 Jaume BARTUMEU AND KARS VW GOLF							1	56.581	23.079	16.995	16.507	42.5	57.117
1	56.581	23.079	16.995	16.507	42.5	57.117	2	55.207	21.245	16.950	17.012	47.0	1:52.324
2	55.207	21.245	16.950	17.012	47.0	1:52.324							



G5
G-Series 2RM
Free Practice
Weather Report





G-Series 2RM
G5
Qualifying Practice

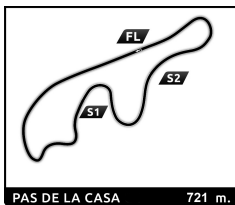
Final Classification

Nr.	Driver	Nat	Team	Car	Time	Lap	Total	Gap	Kph	Points
1	69B Joan SALA	AND	KARS	VW GOLF 2RM	49.841	5	6	- -	52.1	10
2	22 Carles PORTE	AND	SEUWAGEN	MINI COOPER 2RM	50.160	6	6	+0.319 +0.319	51.7	7
3	69 Jaume BARTUMEU	AND	KARS	VW GOLF 2RM	50.641	2	6	+0.800 +0.481	51.3	5
4	16 Raul TOMAS	AND	KARS	VW GOLF 2RM	50.809	6	6	+0.968 +0.168	51.1	4
5	16B Fred BOCQUET	FRA	KARS	VW GOLF 2RM	51.142	5	6	+1.301 +0.333	50.8	3
6	91 Edgar MONTELLA	AND	ANDORRACING	CITROEN 2RM	52.119	5	6	+2.278 +0.977	49.8	2
7	91B Jordi PONS	AND	ANDORRACING	CITROEN RM	53.746	6	6	+3.905 +1.627	48.3	1
8	3 Felipe José GONZALVES	AND	Felipe José GONZALVES	SEAT IBIZA 2RM	55.470	6	6	+5.629 +1.724	46.8	0

Fastest Lap	Lap 5	Joan SALA	49.841	52.1 Kph
--------------------	-------	-----------	---------------	----------

Published at:


Stewards:	Timekeeper:
------------------	--------------------



G-Series 2RM
G5
Qualifying Practice

Best Sector Times

SECTOR 1			SECTOR 2		SECTOR 3		Pos	Driver	Ideal Lap	Best Lap	
Pos	Driver	Time	Driver	Time	Driver	Time					
1	22 C.PORTE	18.935	69B J.SALA	15.053	22 C.PORTE	15.092	1	69B J.SALA	0:49.711	49.841	(1)
2	16 R.TOMAS	19.092	69 J.BARTUMEU	15.472	69B J.SALA	15.194	2	22 C.PORTE	0:49.802	50.160	(2)
3	16B F.BOCQUET	19.381	16B F.BOCQUET	15.760	16B F.BOCQUET	15.230	3	16 R.TOMAS	0:50.354	50.809	(4)
4	69B J.SALA	19.464	22 C.PORTE	15.775	16 R.TOMAS	15.378	4	16B F.BOCQUET	0:50.371	51.142	(5)
5	69 J.BARTUMEU	19.511	16 R.TOMAS	15.884	69 J.BARTUMEU	15.393	5	69 J.BARTUMEU	0:50.376	50.641	(3)
6	91B J.PONS	19.634	91B J.PONS	16.747	91B J.PONS	15.660	6	91B J.PONS	0:52.041	53.746	(7)
7	91 E.MONTELLA	19.965	3 F.GONZALVES	17.489	3 F.GONZALVES	16.111	7	3 F.GONZALVES	0:55.299	55.470	(8)



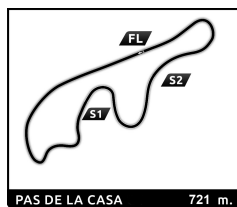
G-Series 2RM

G5

Qualifying Practice

Fastest Lap Sequence

Practice Time	Driver	Team	Car	Class	Time	Kph	Lap
54.459	69 Jaume BARTUMEU	KARS	VW GOLF	2RM	51.587	46.6	1
1:45.100	69 Jaume BARTUMEU	KARS	VW GOLF	2RM	50.641	51.3	2
3:47.161	22 Carles PORTE	SEUWAGEN	MINI COOPER	2RM	50.284	51.6	4
5:27.819	22 Carles PORTE	SEUWAGEN	MINI COOPER	2RM	50.160	51.7	6
33:50.889	69B Joan SALA	KARS	VW GOLF	2RM	49.841	52.1	5




**G-Series 2RM
G5
Qualifying Practice**

PAS DE LA CASA 721 m.

Analysis

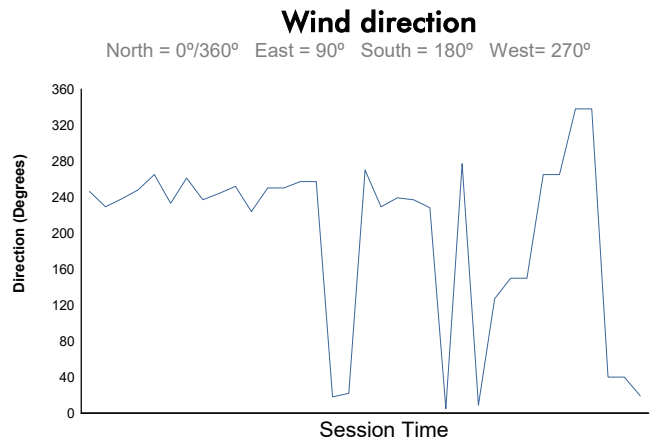
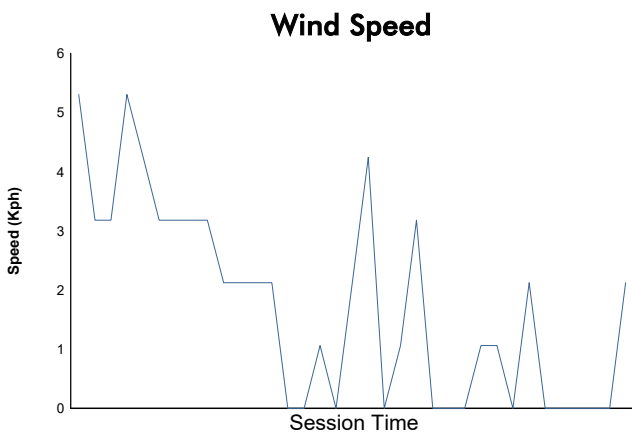
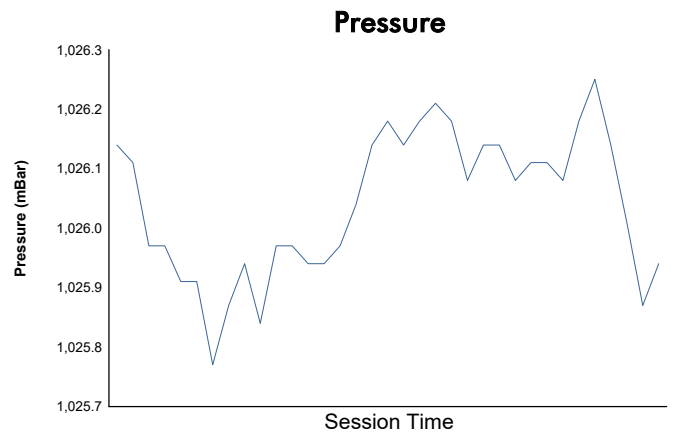
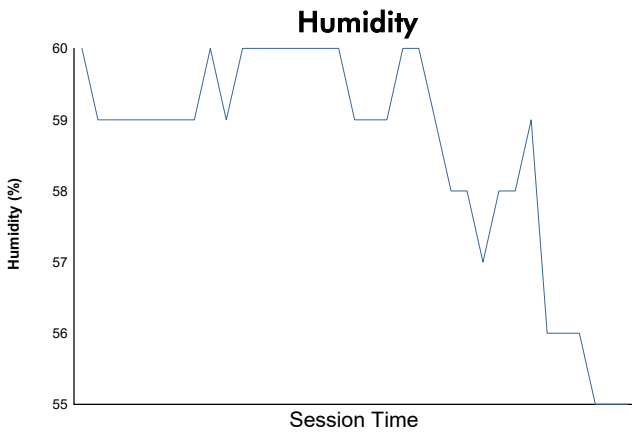
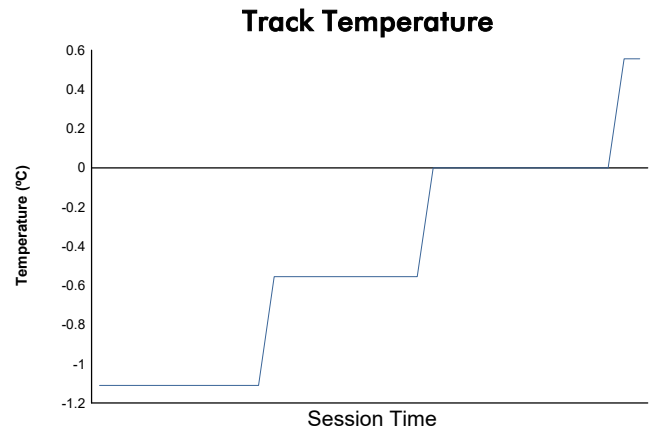
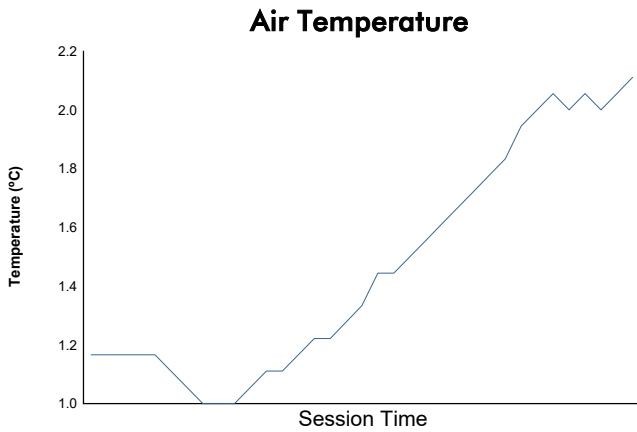
■ Personal Best ■ Session Best B Crossing the finish line in pit lane

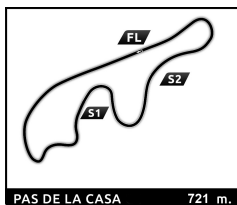
Lap	Time	Sector 1	Sector 2	Sector 3	Kph	Elapsed	Lap	Time	Sector 1	Sector 2	Sector 3	Kph	Elapsed
16B	Fred BOCQUET						FRA						
	KARS						VW GOLF						
1	58.395	20.238	15.880	22.277	41.2	30:43.355							
2	51.190	19.381	15.965	15.844	50.7	31:34.545							
3	51.263	19.421	15.918	15.924	50.6	32:25.808							
4	51.276	19.730	16.041	15.505	50.6	33:17.084							
5	51.142	20.152	15.760	15.230	50.8	34:08.226							
6	51.879	19.620	16.277	15.982	50.0	35:00.105							
69	Jaume BARTUMEU						AND						
	KARS						VW GOLF						
1	51.587	20.384	15.748	15.455	46.6	54.459							
2	50.641	19.541	15.472	15.628	51.3	1:45.100							
3	51.643	20.374	15.705	15.564	50.3	2:36.743							
4	53.664	19.821	15.769	18.074	48.4	3:30.407							
5	50.791	19.511	15.857	15.423	51.1	4:21.198							
6	51.525	20.323	15.809	15.393	50.4	5:12.723							
69B	Joan SALA						AND						
	KARS						VW GOLF						
1	58.824	26.097	15.802	16.925	40.9	30:19.330							
2	51.844	21.149	15.265	15.430	50.1	31:11.174							
3	59.020	28.548	15.065	15.407	44.0	32:10.194							
4	50.854	19.801	15.604	15.449	51.0	33:01.048							
5	49.841	19.464	15.053	15.324	52.1	33:50.889							
6	52.442	21.990	15.258	15.194	49.5	34:43.331							
91B	Jordi PONS						AND						
	ANDORRACING						CITROEN						
1	54.734	22.327	16.747	15.660	43.9	30:28.066							
2	54.199	20.008	17.414	16.777	47.9	31:22.265							
3	55.384	21.409	17.536	16.439	46.9	32:17.649							
4	54.859	21.196	17.546	16.117	47.3	33:12.508							
5	53.835	19.634	17.617	16.584	48.2	34:06.343							
6	53.746	20.182			48.3	35:00.089							
3	Felipe José GONZALVES						AND						
	Felipe José GONZALVES						SEAT IBIZA						
1	56.053	21.842	17.489	16.722	42.9	7:41.336							
2	56.964	22.595	17.626	16.743	45.6	8:38.300							
3	55.963	21.847			46.4	9:34.263							
4	57.433	23.141	17.947	16.345	45.2	10:31.696							
5	56.277	21.774	17.972	16.531	46.1	11:27.973							
6	55.470	21.699	17.660	16.111	46.8	12:23.443							
16	Raul TOMAS						AND						
	KARS						VW GOLF						
1	51.700	19.890	16.032	15.778	46.5	1:16.954							
2	51.244	19.491	15.884	15.869	50.7	2:08.198							
3	51.612	19.931	16.153	15.528	50.3	2:59.810							
4	51.887	19.878	16.377	15.632	50.0	3:51.697							
5	51.328	19.388	16.141	15.799	50.6	4:43.025							
6	50.809	19.092	16.339	15.378	51.1	5:33.834							
22	Carles PORTE						AND						
	SEUWAGEN						MINI COOPER						
1	58.517	19.845	23.254	15.418	41.1	1:12.526							
2	53.583	22.052	15.905	15.626	48.4	2:06.109							
3	50.768	19.896	15.780	15.092	51.1	2:56.877							
4	50.284	19.120	15.884	15.280	51.6	3:47.161							
5	50.498	19.430	15.775	15.293	51.4	4:37.659							
6	50.160	18.935	16.050	15.175	51.7	5:27.819							



G5
G-Series 2RM
Qualifying Practice

Weather Report





G-Series 2RM

G5

Super Special (6 laps, 4.3 km.)

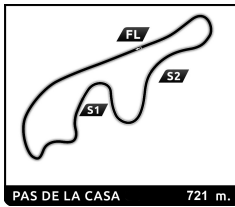
Final Classification

Nr Driver	Nat Team	Class	Laps	Total Time	Gap	Kph	Best Lap		Points
							Lap	Time Kph	
1 69B Joan SALA	AND KARS	2RM	6	4:51.311	-	52.8	3	47.565 54.6	15
2 22 Carles PORTE	AND SEUWAGEN	2RM	6	4:52.175	+0.864	52.6	6	48.141 53.9	13
3 69 Jaume BARTUMEU	AND KARS	2RM	6	4:57.529	+6.218	51.7	6	48.599 53.4	11
4 16 Raul TOMAS	AND KARS	2RM	6	4:59.757	+8.446	51.3	2	49.083 52.9	9
5 91 Edgar MONTELLA	AND ANDORRACING	2RM	6	5:00.917	+9.606	51.1	6	49.505 52.4	8
6 16B Fred BOCQUET	FRA KARS	2RM	6	5:01.233	+9.922	51.1	3	49.114 52.8	7
7 91B Jordi PONS	AND ANDORRACING	RM	6	5:10.739	+19.428	49.5	6	49.846 52.1	6
8 3 Felipe José GONZALVES	AND Felipe José GONZALVES	2RM	6	5:24.728	+33.417	47.4	5	53.748 48.3	5

Fastest Lap	Lap 3	Joan SALA	47.565	54.6 Kph
--------------------	-------	-----------	---------------	----------

Published at:

Stewards:	Timekeeper:
------------------	--------------------




G-Series 2RM

G5

Super Special

Best Sector Times

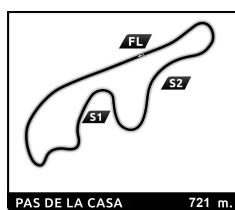
SECTOR 1			SECTOR 2		SECTOR 3		Pos	Driver	Ideal Lap	Best Lap	
Pos	Driver	Time	Driver	Time	Driver	Time					
1	22 C.PORTE	18.491	69B J.SALA	14.563	69B J.SALA	14.379	1	69B J.SALA	0:47.565	47.565	(1)
2	69B J.SALA	18.623	22 C.PORTE	14.704	22 C.PORTE	14.422	2	22 C.PORTE	0:47.617	48.141	(2)
3	16 R.TOMAS	18.777	69 J.BARTUMEU	14.735	16 R.TOMAS	14.637	3	69 J.BARTUMEU	0:48.272	48.599	(3)
4	69 J.BARTUMEU	18.824	16B F.BOCQUET	14.933	16B F.BOCQUET	14.664	4	16 R.TOMAS	0:48.450	49.083	(4)
5	91 E.MONTELLA	18.949	16 R.TOMAS	15.036	69 J.BARTUMEU	14.713	5	16B F.BOCQUET	0:48.646	49.114	(5)
6	16B F.BOCQUET	19.049	91B J.PONS	15.296	91B J.PONS	14.832	6	91B J.PONS	0:49.846	49.846	(7)
7	91B J.PONS	19.718	3 F.GONZALVES	15.922	3 F.GONZALVES	15.972	7	3 F.GONZALVES	0:53.307	53.748	(8)



G-Series 2RM
G5
Super Special

Fastest Lap Sequence

Practice Time	Driver	Team	Car	Class	Time	Kph	Lap
49.858	69 Jaume BARTUMEU	KARS	VW GOLF	2RM	49.858	48.2	1
48.861	22 Carles PORTE	SEUWAGEN	MINI COOPER	2RM	48.861	49.2	1
1:38.646	69 Jaume BARTUMEU	KARS	VW GOLF	2RM	48.788	53.2	2
1:37.350	22 Carles PORTE	SEUWAGEN	MINI COOPER	2RM	48.489	53.5	2
3:15.416	22 Carles PORTE	SEUWAGEN	MINI COOPER	2RM	48.410	53.6	4
4:52.175	22 Carles PORTE	SEUWAGEN	MINI COOPER	2RM	48.141	53.9	6
2:26.715	69B Joan SALA	KARS	VW GOLF	2RM	47.565	54.6	3




G-Series 2RM
G5
Super Special

Analysis

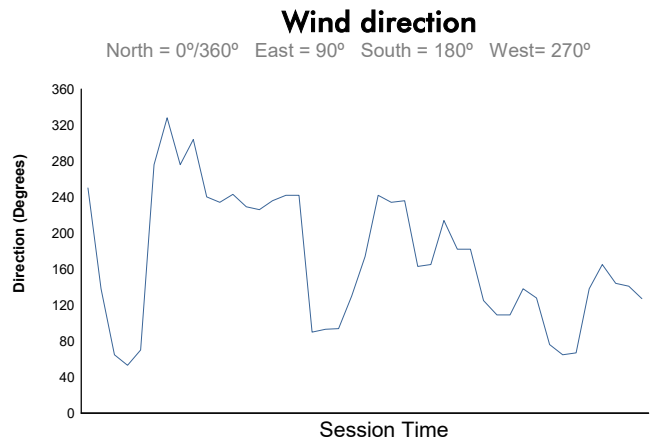
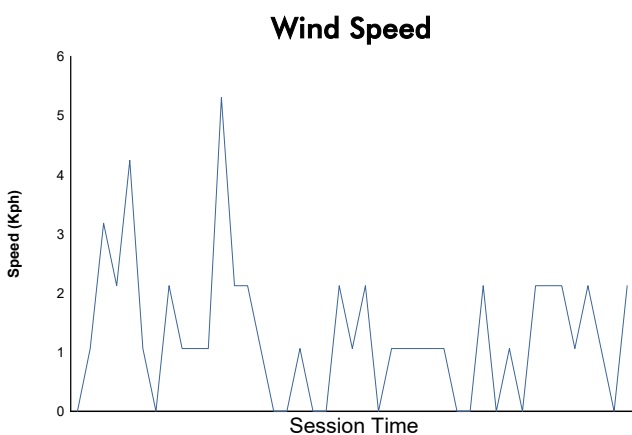
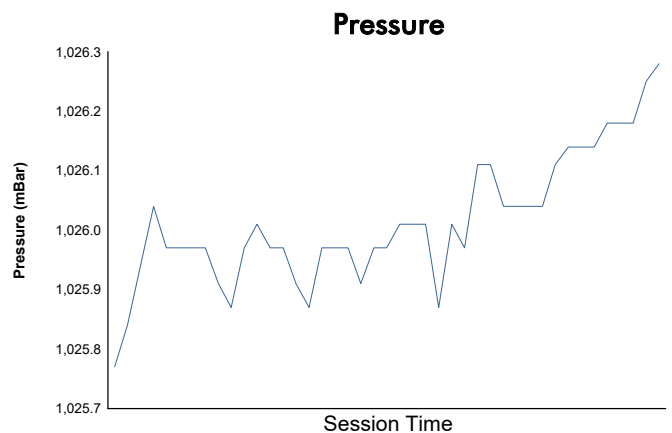
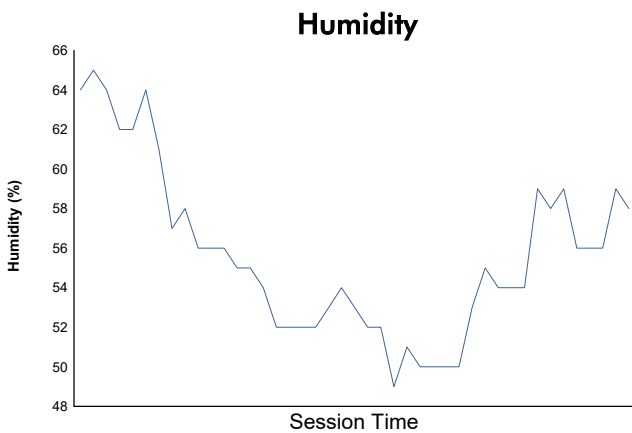
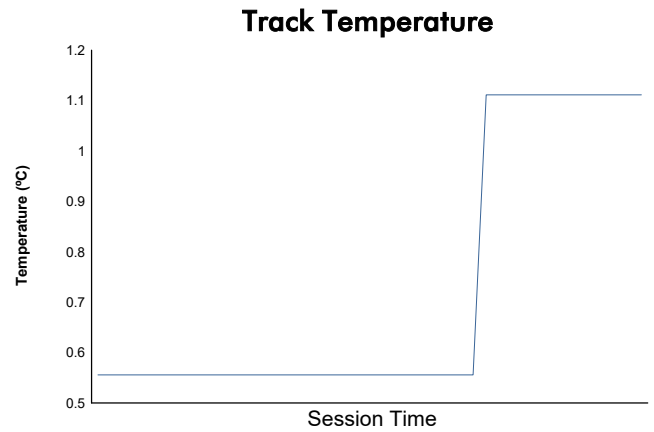
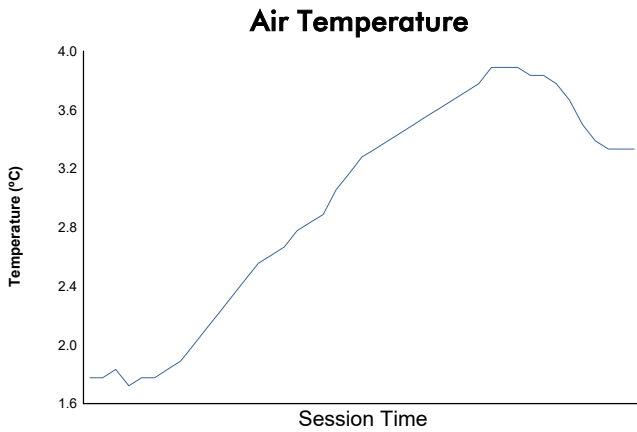
PAS DE LA CASA 721 m.

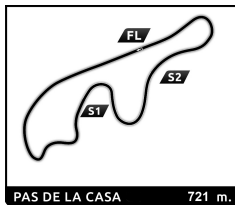
■ Personal Best ■ Session Best B Crossing the finish line in pit lane

Lap	Time	Sector 1	Sector 2	Sector 3	Kph	Elapsed	Lap	Time	Sector 1	Sector 2	Sector 3	Kph	Elapsed
16B	Fred BOCQUET						FRA						
	KARS						VW GOLF						
1	49.199	19.075	15.159	14.965	48.9	49.199							
2	53.300	23.361	14.933	15.006	48.7	1:42.499							
3	49.114	19.049	14.936	15.129	52.8	2:31.613							
4	50.079	19.900	15.162	15.017	51.8	3:21.692							
5	49.536	19.669	15.203	14.664	52.4	4:11.228							
6	50.005	19.167	15.687	15.151	51.9	5:01.233							
69	Jaume BARTUMEU						AND						
	KARS						VW GOLF						
1	49.858	20.030	14.896	14.932	48.2	49.858							
2	48.788	19.070	14.750	14.968	53.2	1:38.646							
3	49.631	19.653	15.120	14.858	52.3	2:28.277							
4	48.886	19.154	15.019	14.713	53.1	3:17.163							
5	51.767	21.793	15.098	14.876	50.1	4:08.930							
6	48.599	18.824	14.735	15.040	53.4	4:57.529							
69B	Joan SALA						AND						
	KARS						VW GOLF						
1	49.354	19.960	14.580	14.814	48.7	49.354							
2	49.796	20.471	14.693	14.632	52.1	1:39.150							
3	47.565	18.623	14.563	14.379	54.6	2:26.715							
4	48.134	18.810	14.661	14.663	53.9	3:14.849							
5	47.727	18.653	14.624	14.450	54.4	4:02.576							
6	48.735	19.577	14.572	14.586	53.3	4:51.311							
91B	Jordi PONS						AND						
	ANDORRACING						CITROEN						
1	52.045	20.991	15.969	15.085	46.2	52.045							
2	53.774	21.733	16.446	15.595	48.3	1:45.819							
3	52.990	21.365	15.895	15.730	49.0	2:38.809							
4	51.202	20.439	15.586	15.177	50.7	3:30.011							
5	50.882	20.110	15.485	15.287	51.0	4:20.893							
6	49.846	19.718	15.296	14.832	52.1	5:10.739							
3	Felipe José GONZALVES						AND						
	Felipe José GONZALVES						SEAT IBIZA						
1	54.477	22.266	15.922	16.289	44.1	54.477							
2	54.199	21.917	16.213	16.069	47.9	1:48.676							
3	54.098	21.781	16.239	16.078	48.0	2:42.774							
4	54.105	21.681	16.279	16.145	48.0	3:36.879							
5	53.748	21.576	16.200	15.972	48.3	4:30.627							
6	54.101	21.413	16.561	16.127	48.0	5:24.728							
16	Raul TOMAS						AND						
	KARS						VW GOLF						
1	50.160	19.311	15.408	15.441	47.9	50.160							
2	49.083	19.029	15.155	14.899	52.9	1:39.243							
3	49.698	19.871	15.190	14.637	52.2	2:28.941							
4	51.319	20.774	15.399	15.146	50.6	3:20.260							
5	49.537	18.777	15.522	15.238	52.4	4:09.797							
6	49.960	19.925	15.036	14.999	52.0	4:59.757							
22	Carles PORTE						AND						
	SEUWAGEN						MINI COOPER						
1	48.861	19.129	14.808	14.924	49.2	48.861							
2	48.489	19.155	14.912	14.422	53.5	1:37.350							
3	49.656	19.543	14.924	15.189	52.3	2:27.006							
4	48.410	18.824	15.124	14.462	53.6	3:15.416							
5	48.618	18.962	14.882	14.774	53.4	4:04.034							
6	48.141	18.491	14.704	14.946	53.9	4:52.175							



G5
G-Series 2RM
Super Special
Weather Report





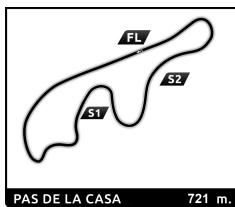
G-Series 2RM
G5
Final B (6 laps, 4.3 km.)

Starting Grid

53.746	Jordi PONS	ANDORRACING 91B	- 2 -	16B KARS	51.142	Fred BOCQUET
50.641	Jaume BARTUMEU	KARS 69	- 1 -	22 SEUWAGEN	50.160	Carles PORTE

↓
Pole

Stewards:	Timekeeper:
-----------	-------------



G-Series 2RM
G5
Final B (6 laps, 4.3 km.)

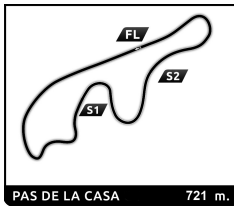
Final Classification

Nr Driver	Nat Team	Class	Laps	Total Time	Gap	Kph	Best Lap		Points
							Lap	Time Kph	
1 91B Jordi PONS	AND ANDORRACING	RM	6	5:06.302	+8.328	50.2	5	49.233 52.7	25
2 16B Fred BOCQUET	FRA KARS	2RM	6	5:18.464	+20.490	48.3	4	49.944 52.0	18
3 22 Carles PORTE	AND SEUWAGEN	2RM	6	4:57.974	-	51.6	3	47.664 54.5	15
4 69 Jaume BARTUMEU	AND KARS	2RM	6	5:21.655	+23.681	47.8	5	49.193 52.8	12
Pole Position				C. PORTE			50.160	51.7 Kph	
Fastest Lap		Lap 3	Carles PORTE				47.664	54.5 Kph	

CARS # 22 & #69 DROP OF 3 POSITIONS DUE TO ART. 15.10 (GENERAL REGULATIONS)

Published at:

Stewards:	Timekeeper:
------------------	--------------------



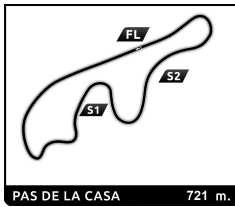
G-Series 2RM

G5

Final B

Lap Chart

		LAP						
Nr	Pos	Grid	1	2	3	4	5	6
22	1	22	22	22	22	22	22	22
69	2	69	91B	91B	91B	91B	91B	91B
16B	3	16B	91B	16B	16B	16B	16B	16B
91B	4	91B	16B	69	69	69	69	69



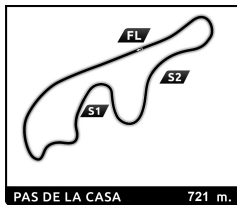
G-Series 2RM

G5

Final B

Best Sector Times

SECTOR 1			SECTOR 2		SECTOR 3		Pos	Driver	Ideal Lap	Best Lap	
Pos	Driver	Time	Driver	Time	Driver	Time					
1	91B J.PONS	18.921	22 C.PORTE	14.322	22 C.PORTE	14.417	1	22 C.PORTE	0:47.664	47.664	(1)
2	22 C.PORTE	18.925	91B J.PONS	14.553	91B J.PONS	14.873	2	91B J.PONS	0:48.347	49.233	(3)
3	16B F.BOCQUET	19.132	16B F.BOCQUET	14.794	69 J.BARTUMEU	14.926	3	16B F.BOCQUET	0:49.072	49.944	(4)
4	69 J.BARTUMEU	19.467	69 J.BARTUMEU	14.800	16B F.BOCQUET	15.146	4	69 J.BARTUMEU	0:49.193	49.193	(2)



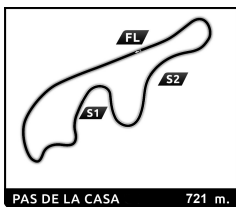
G-Series 2RM

G5

Final B

Fastest Lap Sequence

Practice Time	Driver	Team	Car	Class	Time	Kph	Lap
1:43.758	22 Carles PORTE	SEUWAGEN	MINI COOPER	2RM	48.625	53.4	2
2:31.422	22 Carles PORTE	SEUWAGEN	MINI COOPER	2RM	47.664	54.5	3



G-Series 2RM

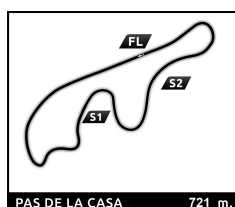
G5

Final B

Analysis by lap

■ Lapped

Nr	Lap Time	Gap	Nr	Lap Time	Gap	Nr	Lap Time	Gap	Nr	Lap Time	Gap	Nr	Lap Time	Gap
Lap 1														
22	55.133													
69	56.833	1.700												
91B	57.961	2.828												
16B	59.856	4.723												
Lap 2														
22	48.625													
91B	50.171	4.374												
16B	50.432	6.530												
69	1:01.298	14.373												
Lap 3														
22	47.664													
91B	49.711	6.421												
16B	50.039	8.905												
69	51.296	18.005												
Lap 4														
22	48.760													
91B	49.867	7.528												
16B	49.944	10.089												
69	50.310	19.555												
Lap 5														
22	48.836													
91B	49.233	7.925												
16B	56.791	18.044												
69	49.193	19.912												
Lap 6														
22	48.956													
91B	49.359	8.328												
16B	51.402	20.490												
69	52.725	23.681												



G-Series 2RM


G5

Final B

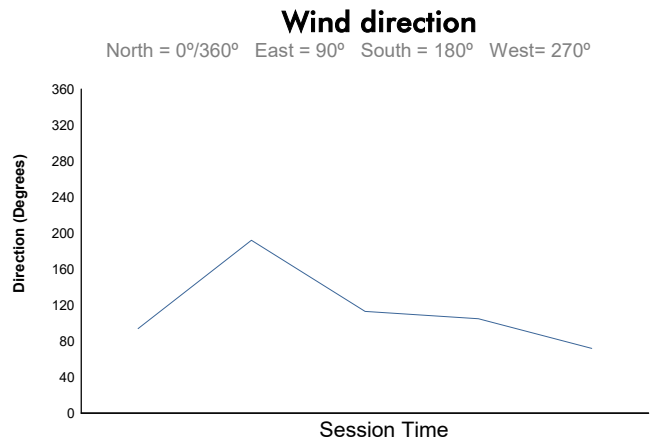
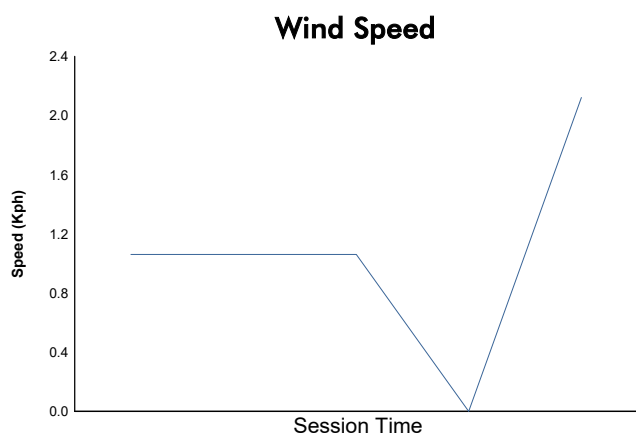
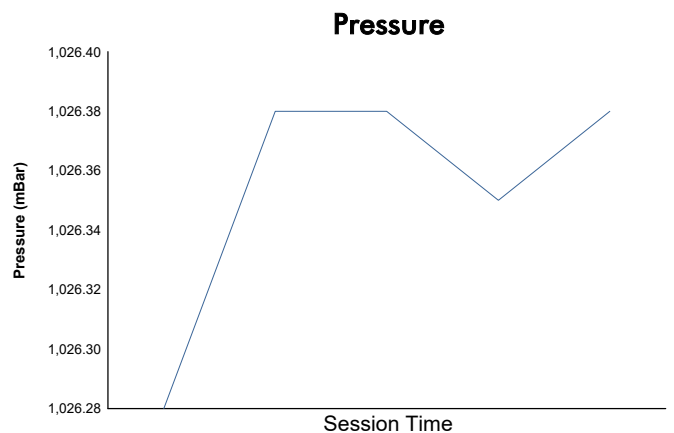
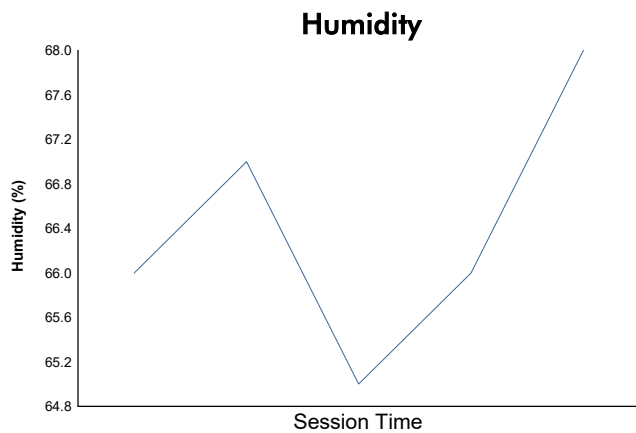
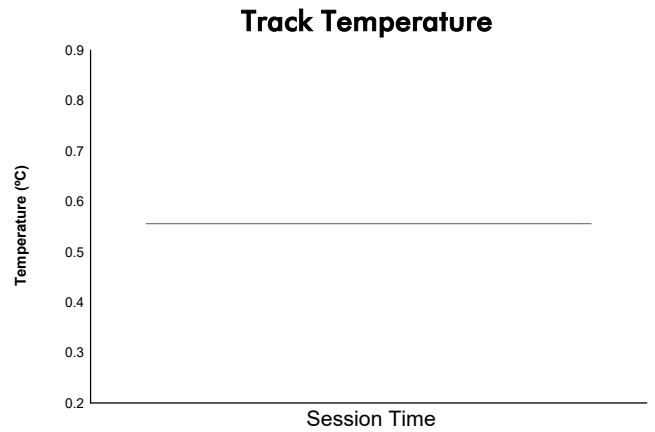
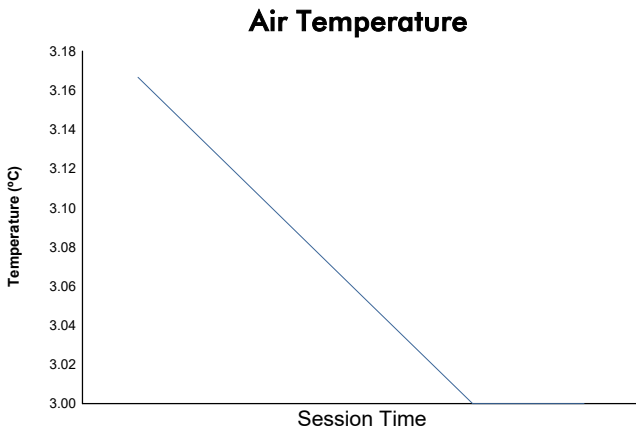
Analysis

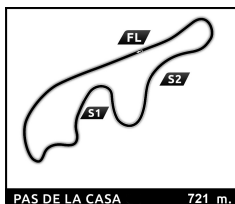
■ Personal Best ■ Session Best B Crossing the finish line in pit lane

Lap	Time	Sector 1	Sector 2	Sector 3	Kph	Elapsed	Lap	Time	Sector 1	Sector 2	Sector 3	Kph	Elapsed
16B Fred BOCQUET FRA KARS VW GOLF													
1	59.856	28.481	15.531	15.844	40.2	59.856							
2	50.432	20.168	14.794	15.470	51.5	1:50.288							
3	50.039	19.132	15.465	15.442	51.9	2:40.327							
4	49.944	19.974	14.824	15.146	52.0	3:30.271							
5	56.791	23.536	15.742	17.513	45.7	4:27.062							
6	51.402	20.011	14.983	16.408	50.5	5:18.464							
91B Jordi PONS AND ANDORRACING CITROEN													
1	57.961	26.804			41.5	57.961							
2	50.171	19.319	14.722	16.130	51.7	1:48.132							
3	49.711	19.644	14.553	15.514	52.2	2:37.843							
4	49.867	19.106	15.429	15.332	52.1	3:27.710							
5	49.233	19.057	15.303	14.873	52.7	4:16.943							
6	49.359	18.921	15.368	15.070	52.6	5:06.302							
22 Carles PORTE AND SEUWAGEN MINI COOPER													
1	55.133	25.023	15.236	14.874	43.6	55.133							
2	48.625	19.249	14.840	14.536	53.4	1:43.758							
3	47.664	18.925	14.322	14.417	54.5	2:31.422							
4	48.760	19.548	14.507	14.705	53.2	3:20.182							
5	48.836	19.394	14.604	14.838	53.1	4:09.018							
6	48.956	19.246	14.804	14.906	53.0	4:57.974							
69 Jaume BARTUMEU AND KARS VW GOLF													
1	56.833	26.145	15.242	15.446	42.3	56.833							
2	1:01.298	27.981	17.607	15.710	42.3	1:58.131							
3	51.296	20.635	15.429	15.232	50.6	2:49.427							
4	50.310	19.970	15.370	14.970	51.6	3:39.737							
5	49.193	19.467	14.800	14.926	52.8	4:28.930							
6	52.725	21.123	15.405	16.197	49.2	5:21.655							



G5
G-Series 2RM
Final B
Weather Report





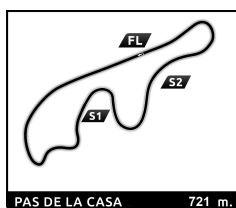
G-Series 2RM
G5
Final A (6 laps, 4.3 km.)

Starting Grid

55.470	Felipe José GONZALVES	Felipe José GONZALVES	3				
				- 2 -	91 ANDORRACING		52.119 Edgar MONTELLA
50.809	Raul TOMAS		KARS 16				
				- 1 -	69B KARS		49.841 Joan SALA

Pole

Stewards:	Timekeeper:
------------------	--------------------



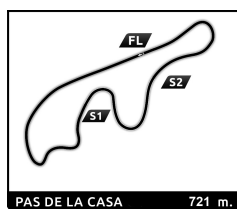
G-Series 2RM
G5
Final A (6 laps, 4.3 km.)

Final Classification

Nr	Driver	Nat	Team	Class	Laps	Total Time	Gap	Kph	Best Lap		Points	
									Lap	Time		Kph
1	16 Raul TOMAS	AND	KARS	2RM	6	4:59.914	-	51.3	4	48.798	53.2	25
2	91 Edgar MONTELLA	AND	ANDORRACING	2RM	6	5:00.254	+0.340	51.2	3	47.861	54.2	18
3	69B Joan SALA	AND	KARS	2RM	6	5:14.022	+14.108	49.0	2	47.550	54.6	15
4	3 Felipe José GONZALVES	AND	Felipe José GONZALVES	2RM	6	5:16.868	+16.954	48.5	2	50.344	51.6	12
Pole Position						J. SALA				49.841	52.1 Kph	
Fastest Lap				Lap 2	Joan SALA					47.550	54.6 Kph	

Published at:

Stewards:	Timekeeper:
------------------	--------------------



G-Series 2RM

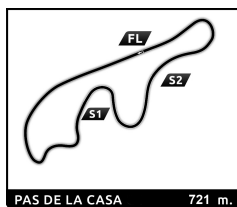
G5

Final A

Lap Chart

LAP

Nr	Pos	Grid	LAP					
			1	2	3	4	5	6
69B	1	69B	16	16	16	16	16	16
16	2	16	91	91	91	91	91	91
91	3	91	3	69B	69B	69B	3	69B
3	4	3	69B	3	3	3	69B	3




G-Series 2RM

G5

Final A

Best Sector Times

SECTOR 1			SECTOR 2		SECTOR 3		Pos	Driver	Ideal Lap	Best Lap	
Pos	Driver	Time	Driver	Time	Driver	Time					
1	91 E.MONTELLA	18.593	69B J.SALA	14.077	69B J.SALA	14.276	1	69B J.SALA	0:47.177	47.550	(1)
2	69B J.SALA	18.824	16 R.TOMAS	14.499	16 R.TOMAS	14.858	2	16 R.TOMAS	0:48.304	48.798	(3)
3	16 R.TOMAS	18.947	3 F.GONZALVES	14.511	3 F.GONZALVES	14.918	3	3 F.GONZALVES	0:49.973	50.344	(4)



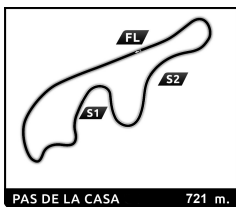
G-Series 2RM

G5

Final A

Fastest Lap Sequence

Practice Time	Driver	Team	Car	Class	Time	Kph	Lap
1:43.694	16 Raul TOMAS	KARS	VW GOLF	2RM	49.127	52.8	2
1:45.207	91 Edgar MONTELLA	ANDORRACING	CITROEN	2RM	48.905	53.1	2
1:45.945	69B Joan SALA	KARS	VW GOLF	2RM	47.550	54.6	2



G-Series 2RM

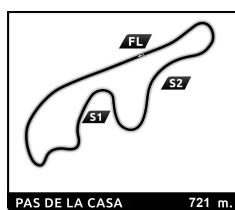
G5

Final A

Analysis by lap

■ Lapped

Nr	Lap Time	Gap	Nr	Lap Time	Gap	Nr	Lap Time	Gap	Nr	Lap Time	Gap	Nr	Lap Time	Gap
Lap 1														
16	54.567													
91	56.302	1.735												
3	57.609	3.042												
69B	58.395	3.828												
Lap 2														
16	49.127													
91	48.905	1.513												
69B	47.550	2.251												
3	50.344	4.259												
Lap 3														
16	48.850													
91	47.861	0.524												
69B	48.814	2.215												
3	51.035	6.444												
Lap 4														
16	48.798													
91	49.025	0.751												
69B	48.465	1.882												
3	52.584	10.230												
Lap 5														
16	49.009													
91	48.714	0.456												
3	52.145	13.366												
69B	1:01.515	14.388												
Lap 6														
16	49.563													
91	49.447	0.340												
69B	49.283	14.108												
3	53.151	16.954												



G-Series 2RM


G5

Final A

Analysis

■ Personal Best ■ Session Best B Crossing the finish line in pit lane

Lap	Time	Sector 1	Sector 2	Sector 3	Kph	Elapsed	Lap	Time	Sector 1	Sector 2	Sector 3	Kph	Elapsed
69B Joan SALA							AND						
KARS							VW GOLF						
1	58.395	27.848	15.679	14.868	41.2	58.395							
2	47.550	19.197	14.077	14.276	54.6	1:45.945							
3	48.814	19.550	14.454	14.810	53.2	2:34.759							
4	48.465	19.178	14.283	15.004	53.6	3:23.224							
5	1:01.515	18.824	27.679	15.012	42.2	4:24.739							
6	49.283	19.631	14.478	15.174	52.7	5:14.022							
3 Felipe José GONZALVES							AND						
Felipe José GONZALVES							SEAT IBIZA						
1	57.609	27.247	15.276	15.086	41.7	57.609							
2	50.344	20.915	14.511	14.918	51.6	1:47.953							
3	51.035	20.567	15.266	15.202	50.9	2:38.988							
4	52.584	20.544	16.155	15.885	49.4	3:31.572							
5	52.145	21.218	15.210	15.717	49.8	4:23.717							
6	53.151	21.983	15.642	15.526	48.8	5:16.868							
16 Raul TOMAS							AND						
KARS							VW GOLF						
1	54.567	25.028	14.681	14.858	44.1	54.567							
2	49.127	19.106	14.976	15.045	52.8	1:43.694							
3	48.850	18.947	14.803	15.100	53.1	2:32.544							
4	48.798	19.407	14.499	14.892	53.2	3:21.342							
5	49.009	19.416	14.605	14.988	53.0	4:10.351							
6	49.563	19.633	14.750	15.180	52.4	4:59.914							
91 Edgar MONTELLA							AND						
ANDORRACING							CITROEN						
1	56.302	26.251			42.7	56.302							
2	48.905	19.500			53.1	1:45.207							
3	47.861	18.593			54.2	2:33.068							
4	49.025	19.568			52.9	3:22.093							
5	48.714	19.404			53.3	4:10.807							
6	49.447	19.733			52.5	5:00.254							



G5
G-Series 2RM
Final A
Weather Report

