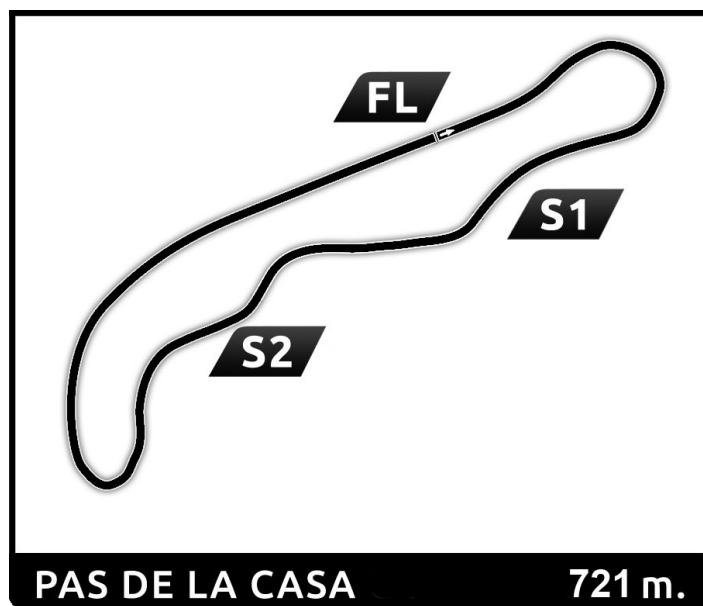
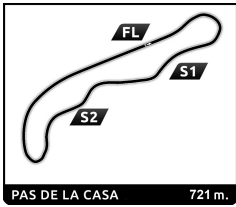


G5

G-Series CarCross G5

Results Booklet





G-Series CarCross G5
G5

Qualifying Practice

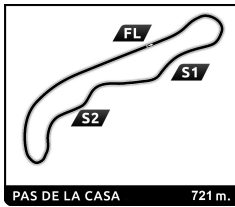
Final Classification

Nr.	Driver	Nat	Team	Car	Time	Lap	Total	Gap	Kph	Points
1	97B Erwan LE POTIER	AND	Enwan LE POTIER	CarCross CarC	38.325	5	5	- -	59.4	10
2	10B Marc GUTIERREZ	AND	OSCA MOTOR CLUB	SPEED CAR CarC	38.631	2	5	+0.306 +0.306	58.9	7
3	97 Raul FERRE	AND	JOVES PILOTS ACA	CarCross CarC	39.293	5	5	+0.968 +0.662	57.9	5
4	10 Joaquín FONTAN	ESP	OSCA MOTOR CLUB	SPEED CAR CarC	39.825	5	5	+1.500 +0.532	57.1	4

Fastest Lap	Lap 5	Erwan LE POTIER	38.325	59.4 Kph
--------------------	-------	-----------------	---------------	----------

Published at:

Stewards:	Timekeeper:
------------------	--------------------



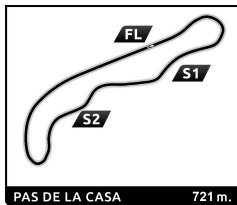
G-Series CarCross G5

G5

Qualifying Practice

Best Sector Times

SECTOR 1			SECTOR 2		SECTOR 3		Pos	Driver	Ideal Lap	Best Lap	
Pos	Driver	Time	Driver	Time	Driver	Time					
1	97B E.LE POTIER	13.468	10B M.GUTIERREZ	6.115	10B M.GUTIERREZ	18.415	1	97B E.LE POTIER	0:38.167	38.325	(1)
2	10 J.FONTAN	13.784	97B E.LE POTIER	6.257	97B E.LE POTIER	18.442	2	10B M.GUTIERREZ	0:38.375	38.631	(2)
3	97 R.FERRE	13.823	97 R.FERRE	6.343	97 R.FERRE	18.777	3	97 R.FERRE	0:38.943	39.293	(3)
4	10B M.GUTIERREZ	13.845	10 J.FONTAN	6.761	10 J.FONTAN	18.807	4	10 J.FONTAN	0:39.352	39.825	(4)



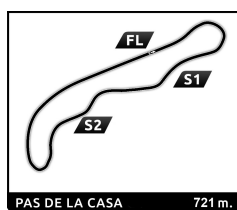
G-Series CarCross G5

G5

Qualifying Practice

Fastest Lap Sequence

Practice Time	Driver	Team	Car	Class	Time	Kph	Lap
1:03.397	97 Raul FERRE	JOVES PILOTS ACA	CarCross	CarC	39.966	56.9	1
1:43.116	97 Raul FERRE	JOVES PILOTS ACA	CarCross	CarC	39.719	57.3	2
3:02.380	97 Raul FERRE	JOVES PILOTS ACA	CarCross	CarC	39.499	57.6	4
3:41.673	97 Raul FERRE	JOVES PILOTS ACA	CarCross	CarC	39.293	57.9	5
13:37.325	10B Marc GUTIERREZ	OSCA MOTOR CLUB	SPEED CAR	CarC	38.631	58.9	2
15:26.197	97B Erwan LE POTIER	Enwan LE POTIER	CarCross	CarC	38.325	59.4	5



G-Series CarCross G5

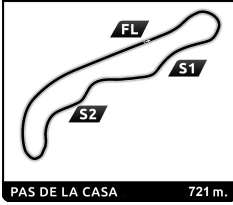
G5

Qualifying Practice

Analysis

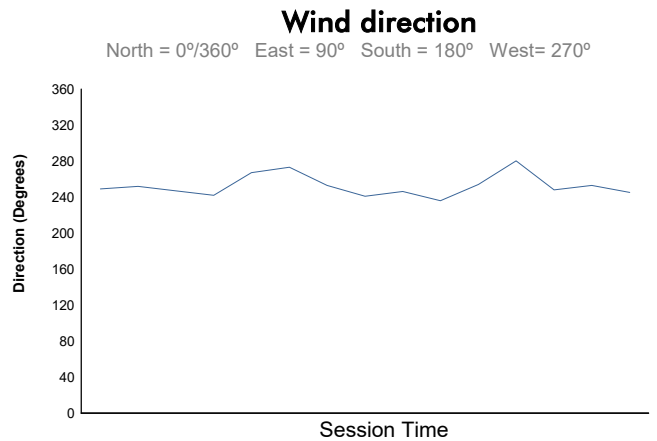
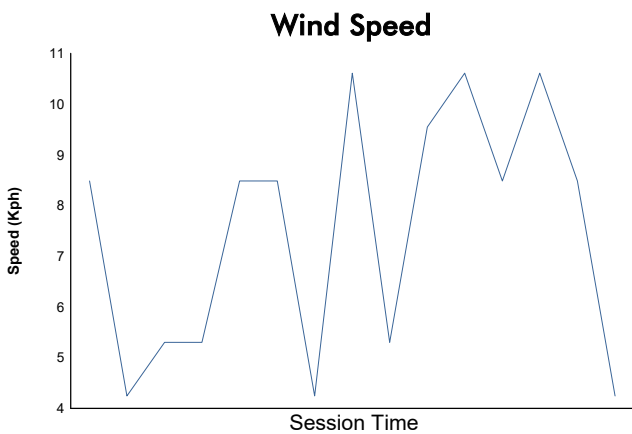
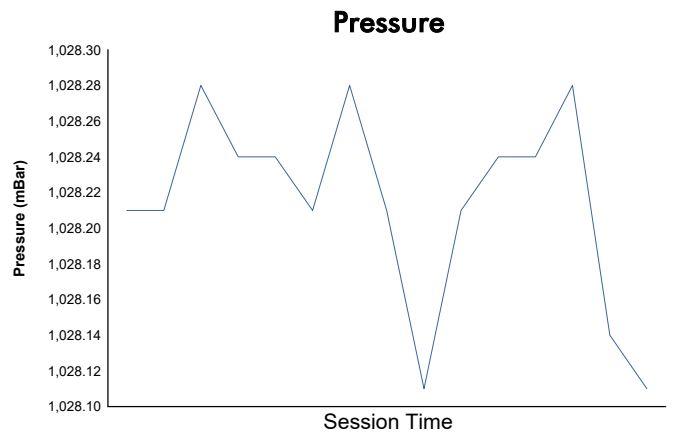
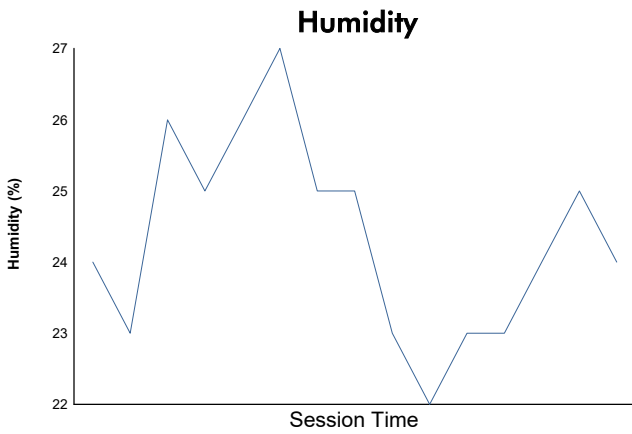
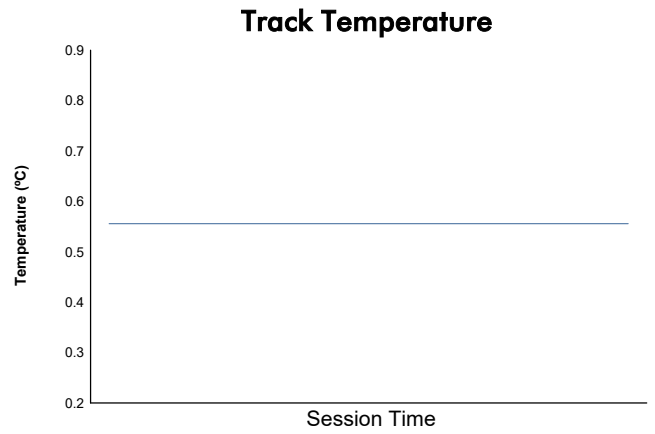
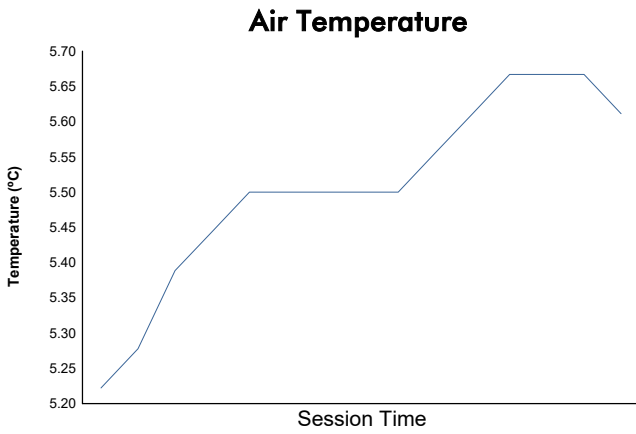
■ Personal Best ■ Session Best B Crossing the finish line in pit lane

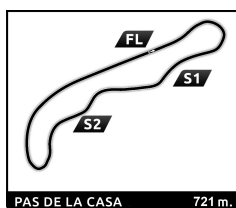
Lap	Time	Sector 1	Sector 2	Sector 3	Kph	Elapsed	Lap	Time	Sector 1	Sector 2	Sector 3	Kph	Elapsed
10B Marc GUTIERREZ AND OSCA MOTOR CLUB SPEED CAR													
1	39.528	14.147	6.602	18.779	57.6	12:58.694							
2	38.631	13.847	6.115	18.669	58.9	13:37.325							
3	38.760	13.845	6.261	18.654	58.7	14:16.085							
4	38.806	13.929	6.288	18.589	58.6	14:54.891							
5	38.772	14.187	6.170	18.415	58.7	15:33.663							
97B Erwan LE POTIER AND Enwan LE POTIER CarCross													
1	39.521	14.450	6.313	18.758	57.6	12:50.196							
2	39.608	14.189	6.257	19.162	57.4	13:29.804							
3	39.348	13.975	6.562	18.811	57.8	14:09.152							
4	38.720	13.760	6.442	18.518	58.8	14:47.872							
5	38.325	13.468	6.415	18.442	59.4	15:26.197							
10 Joaquin FONTAN ESP OSCA MOTOR CLUB SPEED CAR													
1	40.732	13.785	7.171	19.776	55.9	1:14.515							
2	40.530	13.784	6.888	19.858	56.1	1:55.045							
3	40.098	14.007	7.180	18.911	56.7	2:35.143							
4	40.042	13.981	6.761	19.300	56.8	3:15.185							
5	39.825	14.168	6.850	18.807	57.1	3:55.010							
97 Raul FERRE AND JOVES PILOTS ACA CarCross													
1	39.966	14.555	6.343	19.068	56.9	1:03.397							
2	39.719	14.236	6.588	18.895	57.3	1:43.116							
3	39.765	13.933	6.766	19.066	57.2	2:22.881							
4	39.499	14.042	6.589	18.868	57.6	3:02.380							
5	39.293	13.823	6.693	18.777	57.9	3:41.673							



G5
G-Series CarCross G5
Qualifying Practice

Weather Report





G-Series CarCross G5

G5

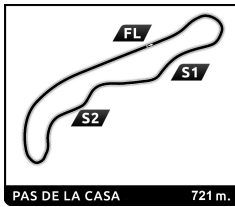
Super Special (5 laps, 3.2 km.)

Final Classification

Nr	Driver	Nat	Team	Class	Laps	Total Time	Gap	Kph	Best Lap		Points	
									Lap	Time		Kph
1	10 Joaquin FONTAN	ESP	OSCA MOTOR CLUB	CarC	5	3:28.300	-	54.6	4	39.851	57.1	15
2	97 Raul FERRE	AND	JOVES PILOTS ACA	CarC	4	2:39.474	1 Lap	57.1	3	38.753	58.7	13
Not started												
	10B Marc GUTIERREZ	AND	OSCA MOTOR CLUB	CarC								0
	97B Erwan LE POTIER	AND	Erwan LE POTIER	CarC								0
Fastest Lap				Lap 3	Raul FERRE				38.753		58.7 Kph	

Published at:

Stewards:	Timekeeper:
------------------	--------------------



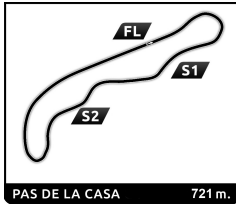
G-Series CarCross G5

G5

Super Special

Best Sector Times

SECTOR 1			SECTOR 2		SECTOR 3		Pos	Driver	Ideal Lap	Best Lap	
Pos	Driver	Time	Driver	Time	Driver	Time					
1	97 R.FERRE	13.725	97 R.FERRE	6.474	97 R.FERRE	18.525	1	97 R.FERRE	0:38.724	38.753	(1)
2	10 J.FONTAN	13.840	10 J.FONTAN	6.762	10 J.FONTAN	18.989	2	10 J.FONTAN	0:39.591	39.851	(2)



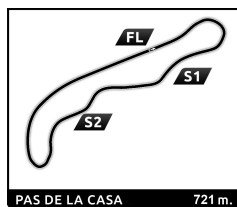
G-Series CarCross G5

G5

Super Special

Fastest Lap Sequence

Practice Time	Driver	Team	Car	Class	Time	Kph	Lap
40.532	97 Raul FERRE	JOVES PILOTS ACA	CarCross	CarC	40.532	56.1	1
1:20.553	97 Raul FERRE	JOVES PILOTS ACA	CarCross	CarC	40.021	56.9	2
1:59.306	97 Raul FERRE	JOVES PILOTS ACA	CarCross	CarC	38.753	58.7	3

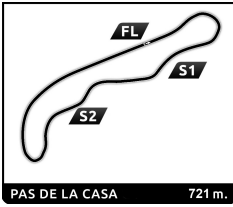


G-Series CarCross G5
G5
Super Special

Analysis

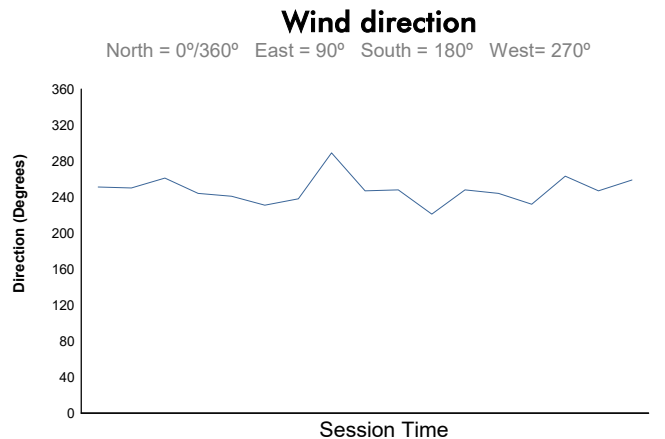
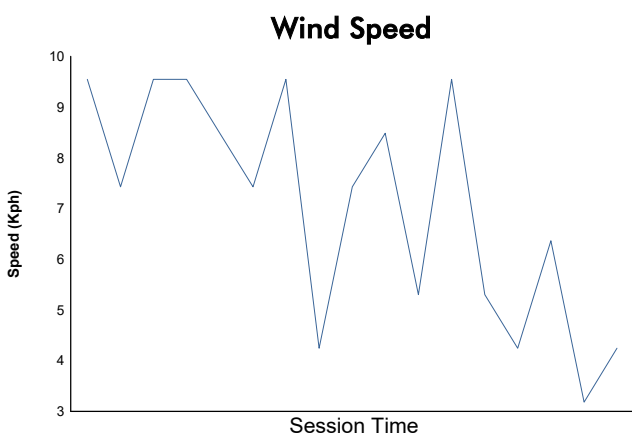
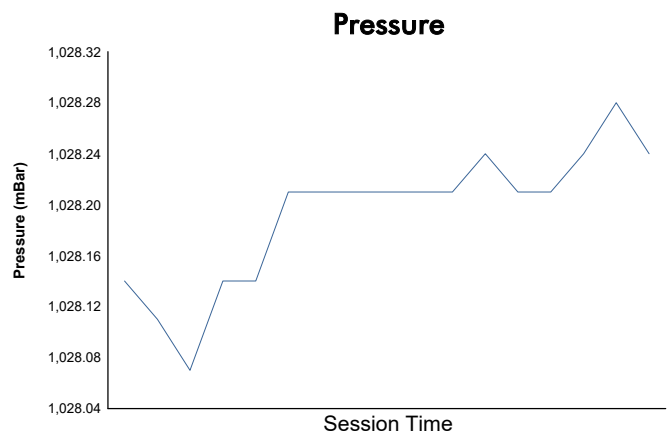
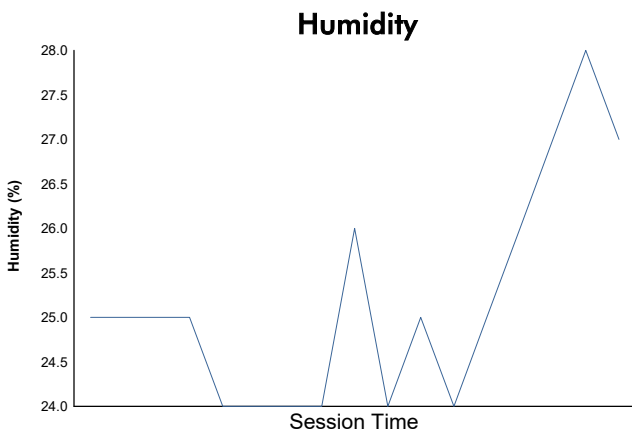
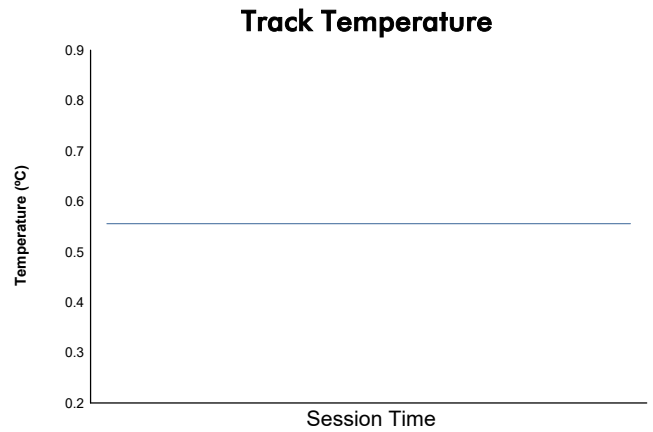
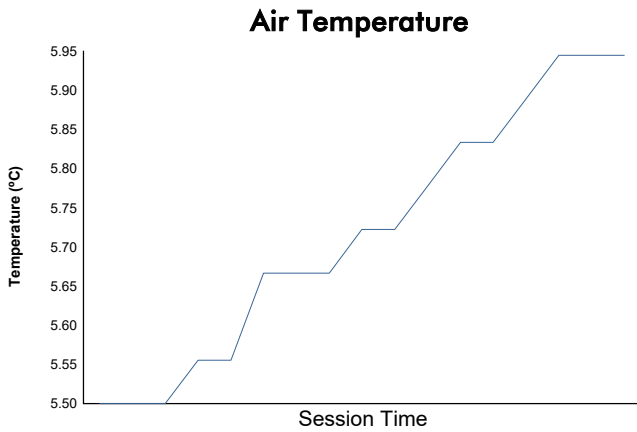
■ Personal Best
 ■ Session Best
 B Crossing the finish line in pit lane

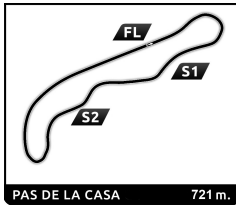
Lap	Time	Sector 1	Sector 2	Sector 3	Kph	Elapsed	Lap	Time	Sector 1	Sector 2	Sector 3	Kph	Elapsed
10 Joaquin FONTAN ESP													
OSCA MOTOR CLUB							SPEED CAR						
1	45.256	19.439	6.795	19.022	50.3	45.256							
2	40.687	14.909	6.789	18.989	55.9	1:25.943							
3	40.006	13.993	6.997	19.016	56.9	2:05.949							
4	39.851	13.840	6.762	19.249	57.1	2:45.800							
5	42.500	14.414	6.993	21.093	53.5	3:28.300							
97 Raul FERRE AND													
JOVES PILOTS ACA							CarCross						
1	40.532	13.772	6.474	20.286	56.1	40.532							
2	40.021	14.318	6.484	19.219	56.9	1:20.553							
3	38.753	13.725	6.503	18.525	58.7	1:59.306							
4	40.168	14.392	6.578	19.198	56.6	2:39.474							



G5
G-Series CarCross G5
Super Special

Weather Report





G-Series CarCross G5

G5

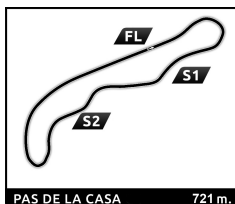
Final B (5 laps, 3.2 km.)

Starting Grid

38.631	Marc GUTIERREZ	OSCA MOTOR CLUB 10B	- 1 -	97	JOVES PILOTS ACA	39.293	Raul FERRE
--------	----------------	---------------------	-------	----	------------------	--------	------------

Pole

Stewards:	Timekeeper:
-----------	-------------



G-Series CarCross G5

G5

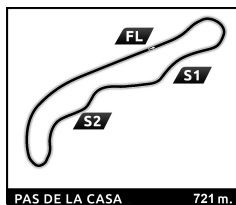
Final A (5 laps, 3.2 km.)

Starting Grid

38.325	Erwan LE POTIER	Enwan LE POTIER 97B	- 1 -	10	OSCA MOTOR CLUB	Joaquin FONTAN	39.825
--------	-----------------	---------------------	-------	----	-----------------	----------------	--------

Pole

Stewards:	Timekeeper:
-----------	-------------



G-Series CarCross G5

G5

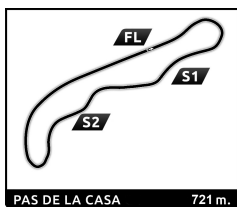
Final A (1 laps, 0.6 km.)

Final Classification

Nr	Driver	Nat	Team	Class	Laps	Total Time	Gap	Kph	Best Lap		Points
									Lap	Time	
1	10 Joaquin FONTAN	ESP	OSCA MOTOR CLUB	CarC	1	47.006	-	48.4			25
Not started											
97B	Erwan LE POTIER	AND	Erwan LE POTIER	CarC							0
Pole Position				E. LE POTIER		38.325		59.4 Kph			
Fastest Lap				Lap 0						Kph	

Published at:

Stewards:	Timekeeper:
------------------	--------------------



G-Series CarCross G5

G5

Final A

Lap Chart

LAP

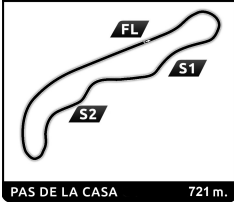
Nr	Pos	Grid	-
97B	1	97B	10
10	2	10	

Best Sector Times

SECTOR 1			SECTOR 2		SECTOR 3		Pos	Driver	Ideal Lap	Best Lap
Pos	Driver	Time	Driver	Time	Driver	Time				

Fastest Lap Sequence

Practice Time	Driver	Team	Car	Class	Time	Kph	Lap
---------------	--------	------	-----	-------	------	-----	-----



G-Series CarCross G5

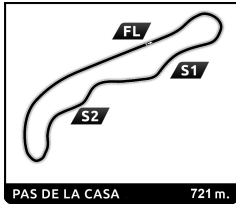
G5

Final A

Analysis by lap

■ Lapped

Nr	Lap Time	Gap	Nr	Lap Time	Gap	Nr	Lap Time	Gap	Nr	Lap Time	Gap
Lap 1											
10	47.006										



G-Series CarCross G5

G5

Final A

Analysis

■ Personal Best
 ■ Session Best
 B Crossing the finish line in pit lane

Lap	Time	Sector 1	Sector 2	Sector 3	Kph	Elapsed	Lap	Time	Sector 1	Sector 2	Sector 3	Kph	Elapsed
<div style="border: 1px solid black; padding: 2px; display: inline-block; font-weight: bold; font-size: 1.2em;">10</div> Joaquin FONTAN ESP OSCA MOTOR CLUB SPEED CAR													
1	47.006	21.290	6.805	18.911	48.4	47.006							

Weather Report

Session Time

Session Time

Session Time

Session Time

Session Time

Session Time