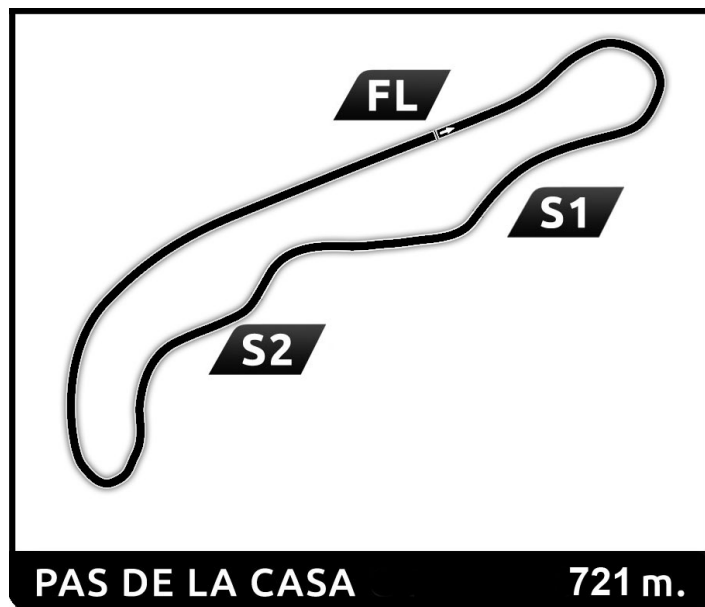
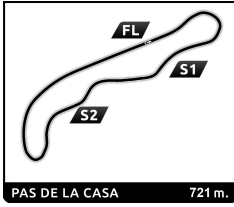


G5

G-Series SidebySide G5

Results Booklet





G-Series SidebySide G5

G5

Qualifying Practice

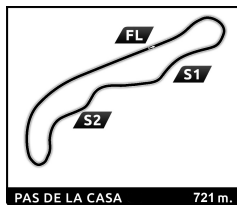
Final Classification

Nr.	Driver	Nat	Team	Car		Time	Lap	Total	Gap	Kph	Points	
1	26B Jacques MOLAS	AND	BUGGY ANDORRA	CAN-AM	SbS	37.658	5	5	-	-	60.4	10
2	26 Andreu CACHAFEIRO	AND	BUGGY ANDORRA	CAN-AM	SbS	37.713	3	5	+0.055	+0.055	60.3	7
3	11 Cyril FERREI	FRA	T REX	CAN-AM	SbS	37.966	5	5	+0.308	+0.253	59.9	5
4	50 Yann LE POTIER	AND	Yann LE POTIER	POLARIS RZR	SbS	38.040	5	5	+0.382	+0.074	59.8	4
5	50B Philippe BOUCHARD	AND	YANN LE POTTIER	POLARIS RZR	SbS	38.180	3	5	+0.522	+0.140	59.6	3
6	36 Franck CABANER	FRA	STOCK	CAN-AM	SbS	38.658	3	5	+1.000	+0.478	58.9	2
7	81 Guillaume RICARD	FR	RICARD Guillaume	POLARIS RZR	SbS	39.130	2	5	+1.472	+0.472	58.1	1
8	8 Jordi PONS	AND	FN SPEED TEAM	CAN-AM	SbS	40.091	4	5	+2.433	+0.961	56.8	0

Fastest Lap	Lap 5	Jacques MOLAS	37.658	60.4 Kph
--------------------	-------	---------------	---------------	----------

Published at:

Stewards:	Timekeeper:
------------------	--------------------



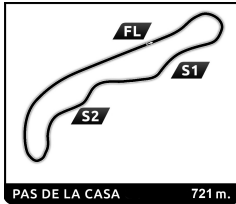
G-Series SidebySide G5

G5

Qualifying Practice

Best Sector Times

SECTOR 1			SECTOR 2			SECTOR 3			Pos	Driver	Ideal Lap	Best Lap	
Pos	Driver	Time	Driver	Time	Driver	Time							
1	11 C.FERREI	13.122	11 C.FERREI	5.995	26B J.MOLAS	17.515	1	26B J.MOLAS	0:37.445	37.658	(1)		
2	50B P.BOUCARD	13.551	81 G.RICARD	5.996	26 A.CACHAFEIRO	17.834	2	26 A.CACHAFEIRO	0:37.575	37.713	(2)		
3	36 F.CABANER	13.561	26 A.CACHAFEIRO	5.999	50B P.BOUCARD	17.875	3	50B P.BOUCARD	0:37.733	38.180	(5)		
4	50 Y.LE POTIER	13.621	26B J.MOLAS	6.160	50 Y.LE POTIER	18.060	4	11 C.FERREI	0:37.896	37.966	(3)		
5	26 A.CACHAFEIRO	13.742	50 Y.LE POTIER	6.259	36 F.CABANER	18.393	5	50 Y.LE POTIER	0:37.940	38.040	(4)		
6	26B J.MOLAS	13.770	50B P.BOUCARD	6.307	11 C.FERREI	18.779	6	36 F.CABANER	0:38.360	38.658	(6)		
7	81 G.RICARD	14.100	36 F.CABANER	6.406	8 J.PONS	18.831	7	81 G.RICARD	0:38.930	39.130	(7)		
8	8 J.PONS	14.433	8 J.PONS	6.584	81 G.RICARD	18.834	8	8 J.PONS	0:39.848	40.091	(8)		



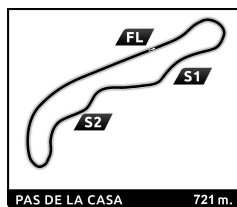
G-Series SidebySide G5

G5

Qualifying Practice

Fastest Lap Sequence

Practice Time	Driver	Team	Car	Class	Time	Kph	Lap
1:17.916	50 Yann LE POTIER	Yann LE POTIER	POLARIS RZR	SbS	39.222	58.0	1
1:29.987	26 Andreu CACHAFEIRO	BUGGY ANDORRA	CAN-AM	SbS	39.012	58.3	1
2:08.054	26 Andreu CACHAFEIRO	BUGGY ANDORRA	CAN-AM	SbS	38.067	59.8	2
2:45.767	26 Andreu CACHAFEIRO	BUGGY ANDORRA	CAN-AM	SbS	37.713	60.3	3
14:01.149	26B Jacques MOLAS	BUGGY ANDORRA	CAN-AM	SbS	37.658	60.4	5



G-Series SidebySide G5

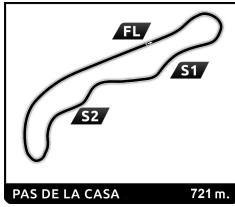
G5

Qualifying Practice

Analysis

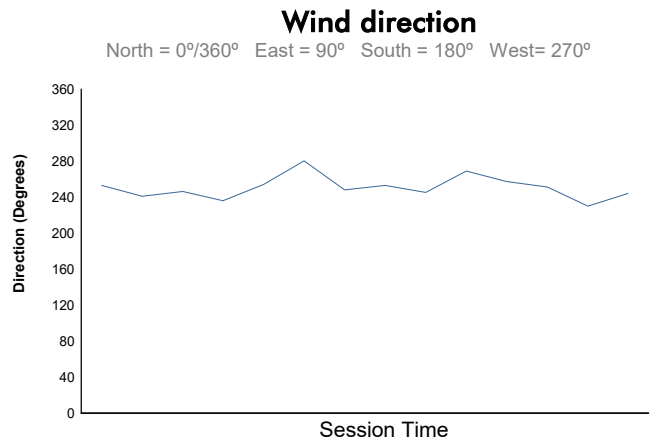
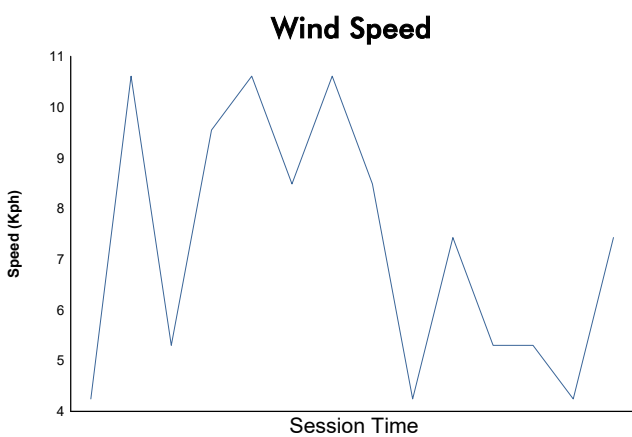
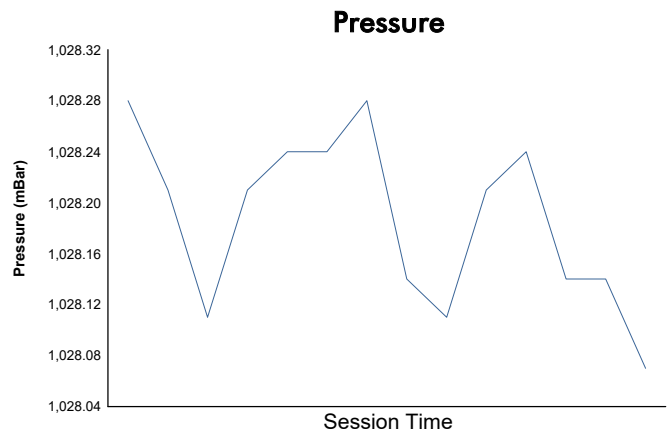
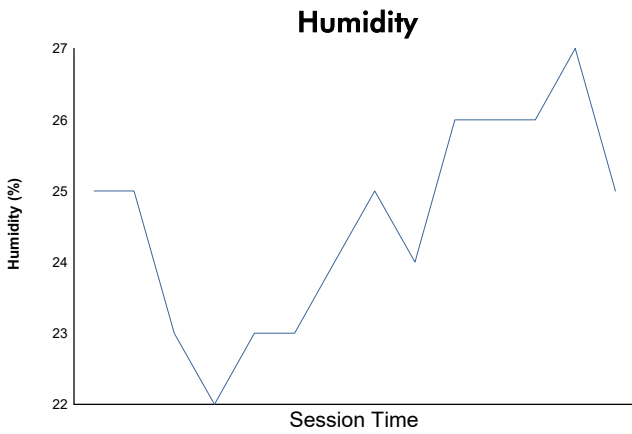
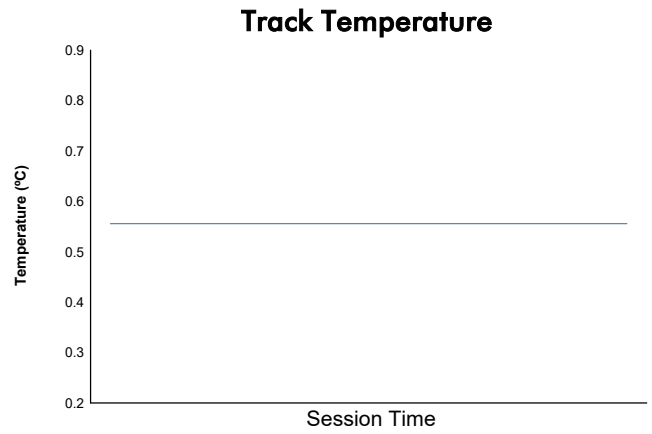
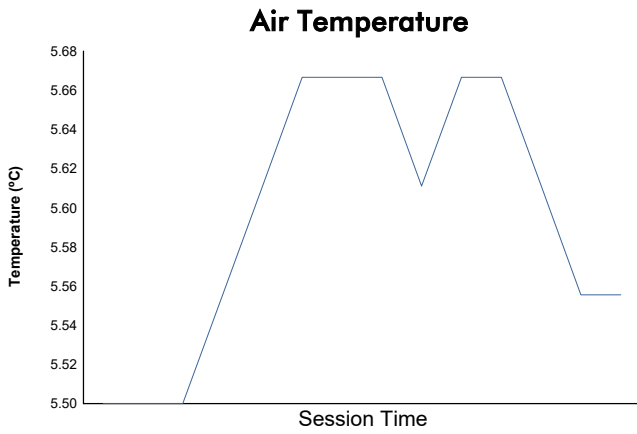
■ Personal Best ■ Session Best B Crossing the finish line in pit lane

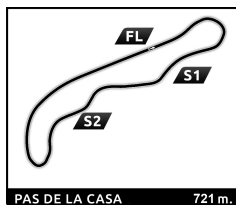
Lap	Time	Sector 1	Sector 2	Sector 3	Kph	Elapsed	Lap	Time	Sector 1	Sector 2	Sector 3	Kph	Elapsed	
26B	Jacques MOLAS AND							81	Guillaume RICARD FR					
	BUGGY ANDORRA CAN-AM								RICARD Guillaume POLARIS RZR					
1	37.991	14.008	6.348	17.635	59.9	11:29.223	1	40.055	14.365	6.376	19.314	56.8	1:35.812	
2	37.929	14.125	6.289	17.515	60.0	12:07.152	2	39.130	14.100	6.196	18.834	58.1	2:14.942	
3	38.291	13.945	6.498	17.848	59.4	12:45.443	3	39.651	14.309	6.163	19.179	57.4	2:54.593	
4	38.048	13.838	6.321	17.889	59.8	13:23.491	4	39.487	14.317	6.064	19.106	57.6	3:34.080	
5	37.658	13.770	6.160	17.728	60.4	14:01.149	5	39.405	14.242	5.996	19.167	57.7	4:13.485	
50B	Philippe BOUCHARD AND													
	YANN LE POTTIER POLARIS RZR													
1	38.791	14.166	6.475	18.150	58.7	11:17.727								
2	40.614	13.719	8.686	18.209	56.0	11:58.341								
3	38.180	13.551	6.450	18.179	59.6	12:36.521								
4	38.207	13.674	6.307	18.226	59.5	13:14.728								
5	38.687	14.376	6.436	17.875	58.8	13:53.415								
8	Jordi PONS AND													
	FN SPEED TEAM CAN-AM													
1	42.369	15.639	7.188	19.542	53.7	1:57.391								
2	41.133	15.609	6.693	18.831	55.3	2:38.524								
3	41.726	15.937	6.732	19.057	54.5	3:20.250								
4	40.091	14.433	6.584	19.074	56.8	4:00.341								
5	47.861	18.617	6.644	22.600	47.5	4:48.202								
11	Cyril FERREI FRA													
	T REX CAN-AM													
1	38.872	13.937	5.995	18.940	58.5	11:38.906								
2	38.706	13.597	6.330	18.779	58.8	12:17.612								
3	38.993	13.932	6.138	18.923	58.3	12:56.605								
4	38.959	13.686	6.267	19.006	58.4	13:35.564								
5	37.966	13.122	6.063	18.781	59.9	14:13.530								
26	Andreu CACHAFEIRO AND													
	BUGGY ANDORRA CAN-AM													
1	39.012	14.241	6.473	18.298	58.3	1:29.987								
2	38.067	13.794	6.079	18.194	59.8	2:08.054								
3	37.713	13.827	6.052	17.834	60.3	2:45.767								
4	37.938	13.742	5.999	18.197	60.0	3:23.705								
5	38.219	13.956	6.069	18.194	59.5	4:01.924								
36	Franck CABANER FRA													
	STOCK CAN-AM													
1	39.751	14.141	6.561	19.049	57.2	11:47.035								
2	38.722	13.834	6.494	18.394	58.8	12:25.757								
3	38.658	13.681	6.584	18.393	58.9	13:04.415								
4	38.692	13.793	6.406	18.493	58.8	13:43.107								
5	39.011	13.561	6.651	18.799	58.3	14:22.118								
50	Yann LE POTIER AND													
	Yann LE POTIER POLARIS RZR													
1	39.222	13.873	6.485	18.864	58.0	1:17.916								
2	40.485	14.359	6.528	19.598	56.2	1:58.401								
3	40.497	15.171	6.825	18.501	56.2	2:38.898								
4	39.496	14.098	6.259	19.139	57.6	3:18.394								
5	38.040	13.621	6.359	18.060	59.8	3:56.434								



G5 G-Series SidebySide G5 Qualifying Practice

Weather Report





G-Series SidebySide G5

G5

Super Special (5 laps, 3.2 km.)

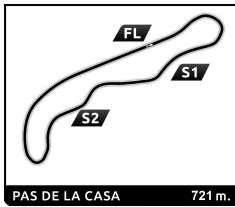
Final Classification

Nr	Driver	Nat	Team	Class	Laps	Total Time	Gap	Kph	Best Lap		Points	
									Lap	Time		Kph
1	50 Yann LE POTIER	AND	Yann LE POTIER	SbS	5	3:04.962	-	61.5	4	36.573	62.2	0
2	26B Jacques MOLAS	AND	BUGGY ANDORRA	SbS	5	3:05.987	+1.025	61.2	1	36.844	61.8	0
3	26 Andreu CACHAFEIRO	AND	BUGGY ANDORRA	SbS	5	3:06.013	+1.051	61.2	2	36.791	61.8	0
4	36 Franck CABANER	FRA	STOCK	SbS	5	3:06.843	+1.881	60.9	1	36.754	61.9	0
5	11 Cyril FERREI	FRA	T REX	SbS	5	3:08.041	+3.079	60.5	5	37.262	61.1	0
6	50B Philippe BOUCHARD	AND	YANN LE POTTIER	SbS	5	3:09.922	+4.960	59.9	2	37.560	60.6	0
7	8 Jordi PONS	AND	FN SPEED TEAM	SbS	5	3:13.672	+8.710	58.7	4	37.853	60.1	0
8	81 Guillaume RICARD	FR	RICARD Guillaume	SbS	5	3:44.012	+39.050	50.8	1	40.902	55.6	0

Fastest Lap	Lap 4	Yann LE POTIER	36.573	62.2 Kph
--------------------	-------	----------------	---------------	----------

Published at:

Stewards:	Timekeeper:
------------------	--------------------



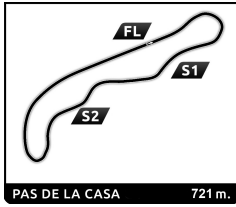
G-Series SidebySide G5

G5

Super Special

Best Sector Times

SECTOR 1			SECTOR 2			SECTOR 3				
Pos	Driver	Time	Driver	Time	Driver	Time	Pos	Driver	Ideal Lap	Best Lap
1	11 C.FERREI	12.866	50 Y.LE POTIER	5.750	26B J.MOLAS	17.092	1	50 Y.LE POTIER	0:36.234	36.573 (1)
2	36 F.CABANER	12.951	26 A.CACHAFEIRO	5.878	26 A.CACHAFEIRO	17.295	2	26 A.CACHAFEIRO	0:36.580	36.791 (3)
3	50B P.BOUCARD	13.078	11 C.FERREI	5.884	50 Y.LE POTIER	17.377	3	36 F.CABANER	0:36.612	36.754 (2)
4	50 Y.LE POTIER	13.107	26B J.MOLAS	6.175	36 F.CABANER	17.453	4	26B J.MOLAS	0:36.766	36.844 (4)
5	8 J.PONS	13.230	36 F.CABANER	6.208	50B P.BOUCARD	17.906	5	11 C.FERREI	0:37.195	37.262 (5)
6	26 A.CACHAFEIRO	13.407	81 G.RICARD	6.210	8 J.PONS	18.252	6	50B P.BOUCARD	0:37.207	37.560 (6)
7	26B J.MOLAS	13.499	50B P.BOUCARD	6.223	11 C.FERREI	18.445	7	8 J.PONS	0:37.853	37.853 (7)
8	81 G.RICARD	15.108	8 J.PONS	6.371	81 G.RICARD	20.443	8	81 G.RICARD	0:41.761	40.902 (8)



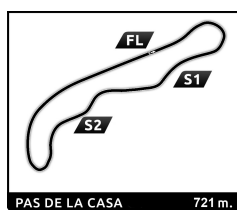
G-Series SidebySide G5

G5

Super Special

Fastest Lap Sequence

Practice Time	Driver	Team	Car	Class	Time	Kph	Lap
37.228	50 Yann LE POTIER	Yann LE POTIER	POLARIS RZR	SbS	37.228	61.1	1
37.204	26 Andreu CACHAFEIRO	BUGGY ANDORRA	CAN-AM	SbS	37.204	61.2	1
1:13.958	50 Yann LE POTIER	Yann LE POTIER	POLARIS RZR	SbS	36.730	61.9	2
2:27.628	50 Yann LE POTIER	Yann LE POTIER	POLARIS RZR	SbS	36.573	62.2	4



G-Series SidebySide G5

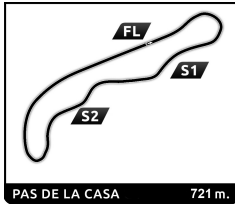
G5

Super Special

Analysis

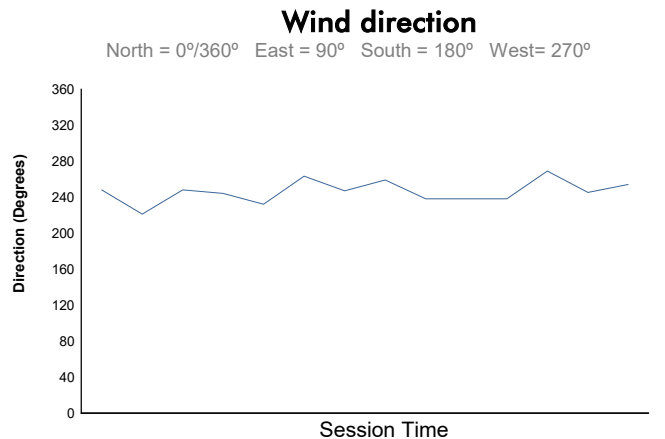
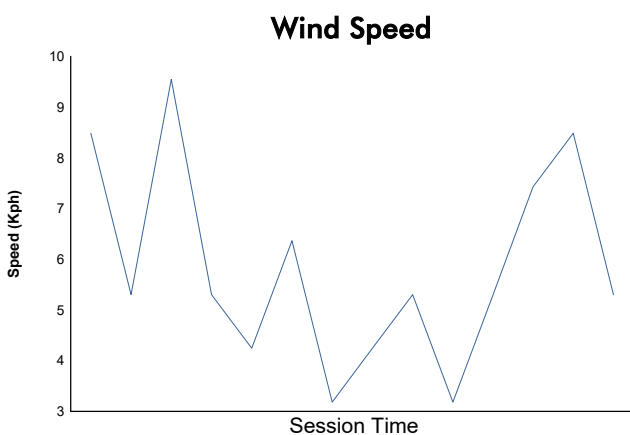
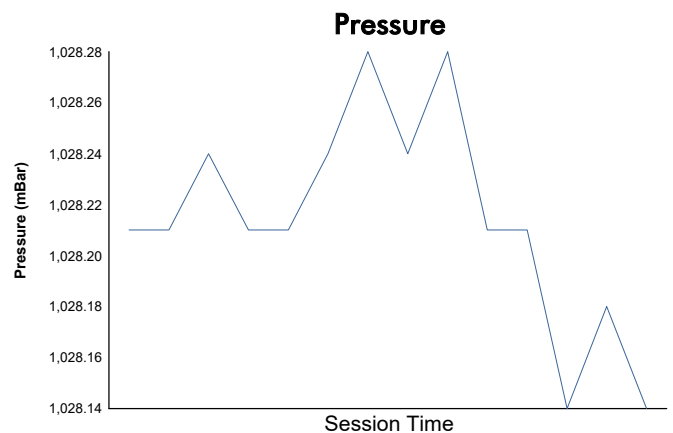
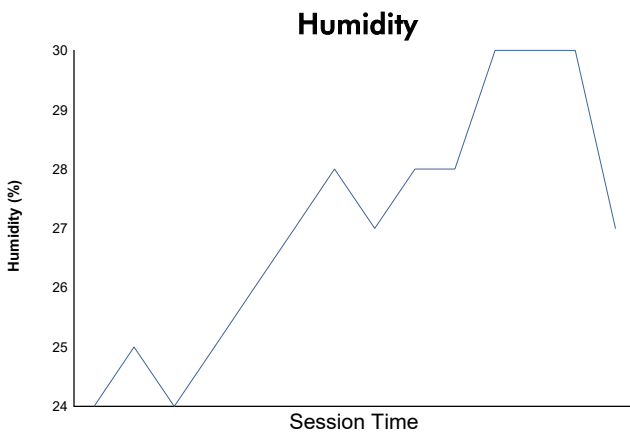
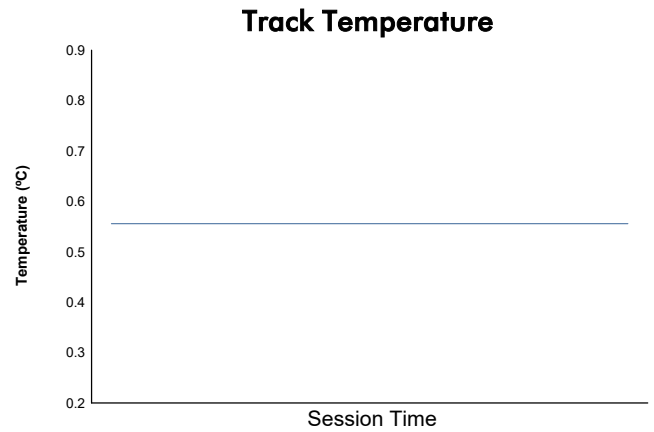
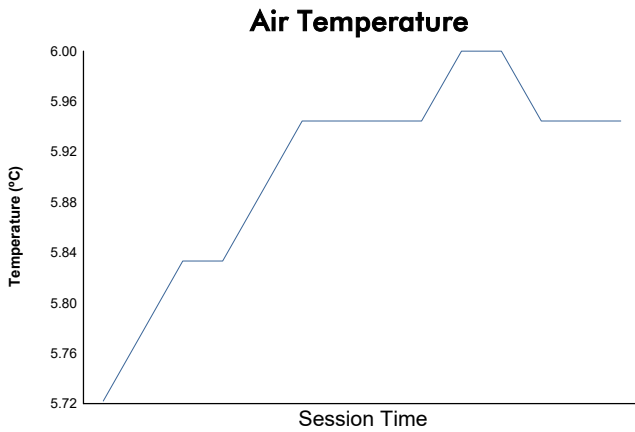
■ Personal Best ■ Session Best B Crossing the finish line in pit lane

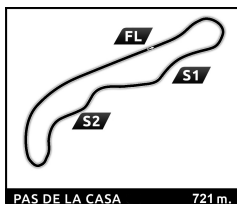
Lap	Time	Sector 1	Sector 2	Sector 3	Kph	Elapsed	Lap	Time	Sector 1	Sector 2	Sector 3	Kph	Elapsed	
26B	Jacques MOLAS AND							81	Guillaume RICARD FR					
	BUGGY ANDORRA CAN-AM								RICARD Guillaume POLARIS RZR					
1	36.844	13.534	6.175	17.135	61.8	36.844	1	40.902	14.249	6.210	20.443	55.6	40.902	
2	37.203	13.824	6.287	17.092	61.2	1:14.047	2	43.601	15.108	6.636	21.857	52.2	1:24.503	
3	37.440	13.758	6.323	17.359	60.8	1:51.487	3	46.554	15.487	7.378	23.689	48.9	2:11.057	
4	37.391	13.519	6.263	17.609	60.8	2:28.878	4	48.959	17.349	8.120	23.490	46.5	3:00.016	
5	37.109	13.499	6.341	17.269	61.3	3:05.987	5	43.996	15.665	6.682	21.649	51.7	3:44.012	
50B	Philippe BOUCHARD AND													
	YANN LE POTTIER POLARIS RZR													
1	38.374	13.800	6.223	18.351	59.3	38.374								
2	37.560	13.078	6.432	18.050	60.6	1:15.934								
3	37.600	13.161	6.533	17.906	60.5	1:53.534								
4	37.959	13.466	6.515	17.978	59.9	2:31.493								
5	38.429	13.829	6.369	18.231	59.2	3:09.922								
8	Jordi PONS AND													
	FN SPEED TEAM CAN-AM													
1	39.642	14.233	6.587	18.822	57.4	39.642								
2	38.556	13.543	6.430	18.583	59.0	1:18.198								
3	38.737	13.564	6.535	18.638	58.7	1:56.935								
4	37.853	13.230	6.371	18.252	60.1	2:34.788								
5	38.884	13.563	6.475	18.846	58.5	3:13.672								
11	Cyril FERREI FRA													
	T REX CAN-AM													
1	37.320	12.991	5.884	18.445	61.0	37.320								
2	37.718	13.179	5.893	18.646	60.3	1:15.038								
3	37.689	13.136	6.024	18.529	60.4	1:52.727								
4	38.052	13.443	5.961	18.648	59.8	2:30.779								
5	37.262	12.866	5.919	18.477	61.1	3:08.041								
26	Andreu CACHAFEIRO AND													
	BUGGY ANDORRA CAN-AM													
1	37.204	13.610	5.977	17.617	61.2	37.204								
2	36.791	13.618	5.878	17.295	61.8	1:13.995								
3	36.983	13.494	5.981	17.508	61.5	1:50.978								
4	36.918	13.436	5.938	17.544	61.6	2:27.896								
5	38.117	13.407	6.037	18.673	59.7	3:06.013								
36	Franck CABANER FRA													
	STOCK CAN-AM													
1	36.754	13.093	6.208	17.453	61.9	36.754								
2	37.127	13.122	6.419	17.586	61.3	1:13.881								
3	36.855	12.951	6.285	17.619	61.7	1:50.736								
4	38.009	13.376	6.773	17.860	59.9	2:28.745								
5	38.098	13.220	6.654	18.224	59.7	3:06.843								
50	Yann LE POTIER AND													
	Yann LE POTIER POLARIS RZR													
1	37.228	13.519	6.332	17.377	61.1	37.228								
2	36.730	13.107	6.095	17.528	61.9	1:13.958								
3	37.097	13.369	6.016	17.712	61.3	1:51.055								
4	36.573	13.187	5.750	17.636	62.2	2:27.628								
5	37.334	13.526	5.879	17.929	60.9	3:04.962								



G5
G-Series SidebySide G5
Super Special

Weather Report






G-Series SidebySide G5

G5

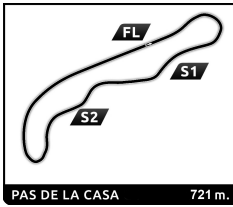
Final B (5 laps, 3.2 km.)

Starting Grid

38.658	Franck CABANER	STOCK	36	- 2 -	8	FN SPEED TEAM	40.091	Jordi PONS
37.713	Andreu CACHAFEIRO	BUGGY ANDORRA	26	- 1 -	50	Yann LE POTIER	38.040	Yann LE POTIER


Pole ↓

Stewards:	Timekeeper:
------------------	--------------------



G-Series SidebySide G5

G5

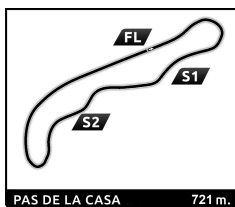
Final B (10 laps, 6.3 km.)

Final Classification

Nr	Driver	Nat	Team	Class	Laps	Total Time	Gap	Kph	Best Lap		Points	
									Lap	Time		Kph
1	26 Andreu CACHAFEIRO	AND	BUGGY ANDORRA	SbS	10	6:04.655	-	62.4	2	35.304	64.4	25
2	50 Yann LE POTIER	AND	Yann LE POTIER	SbS	10	6:08.675	+4.020	61.7	4	35.567	64.0	18
3	36 Franck CABANER	FRA	STOCK	SbS	10	6:33.847	+29.192	57.8	4	37.370	60.9	15
4	8 Jordi PONS	AND	FN SPEED TEAM	SbS	7	4:31.164	3 Laps	58.7	4	36.820	61.8	12
Pole Position				A. CACHAFEIRO				37.713		60.3 Kph		
Fastest Lap				Lap 2	Andreu CACHAFEIRO				35.304		64.4 Kph	

Published at:

Stewards:	Timekeeper:
------------------	--------------------



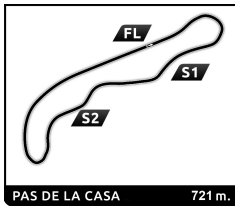
G-Series SidebySide G5

G5

Final B

Lap Chart

		LAP										
Nr	Pos	Grid	1	2	3	4	5	6	7	8	9	10
26	1	26	26	26	26	26	26	26	26	26	26	26
50	2	50	50	50	50	50	50	50	50	50	50	50
36	3	36	36	36	36	36	36	36	36	36	36	36
8	4	8	8	8	8	8	8	8	8	8	8	8



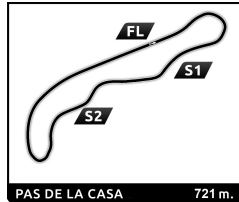
G-Series SidebySide G5

G5

Final B

Best Sector Times

SECTOR 1			SECTOR 2		SECTOR 3		Pos	Driver	Ideal Lap	Best Lap	
Pos	Driver	Time	Driver	Time	Driver	Time					
1	26 A.CACHAFEIRO	12.478	50 Y.LE POTIER	5.693	26 A.CACHAFEIRO	16.894	1	26 A.CACHAFEIRO	0:35.113	35.304	(1)
2	50 Y.LE POTIER	12.619	26 A.CACHAFEIRO	5.741	50 Y.LE POTIER	17.148	2	50 Y.LE POTIER	0:35.460	35.567	(2)
3	8 J.PONS	12.815	8 J.PONS	6.074	36 F.CABANER	17.680	3	8 J.PONS	0:36.637	36.820	(3)
4	36 F.CABANER	12.964	36 F.CABANER	6.199	8 J.PONS	17.748	4	36 F.CABANER	0:36.843	37.370	(4)



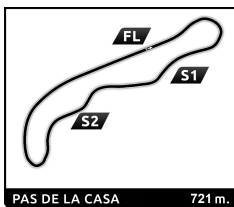
G-Series SidebySide G5

G5

Final B

Fastest Lap Sequence

Practice Time	Driver	Team	Car	Class	Time	Kph	Lap
1:14.985	26 Andreu CACHAFEIRO	BUGGY ANDORRA	CAN-AM	SbS	35.304	64.4	2



G-Series SidebySide G5

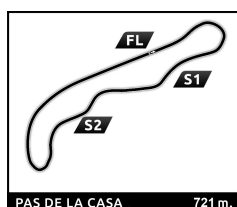
G5

Final B

Analysis by lap

■ Lapped

Nr	Lap Time	Gap	Nr	Lap Time	Gap	Nr	Lap Time	Gap	Nr	Lap Time	Gap	Nr	Lap Time	Gap
Lap 1			50	38.258	4.020									
26	39.681		36	44.509	29.192									
50	40.368	0.687												
36	42.639	2.958												
8	44.070	4.389												
Lap 2														
26	35.304													
50	36.292	1.675												
36	37.780	5.434												
8	39.121	8.206												
Lap 3														
26	36.516													
50	36.550	1.709												
36	37.441	6.359												
8	38.165	9.855												
Lap 4														
26	35.361													
50	35.567	1.915												
36	37.370	8.368												
8	36.820	11.314												
Lap 5														
26	35.689													
50	35.961	2.187												
36	38.150	10.829												
8	38.890	14.515												
Lap 6														
26	35.653													
50	35.956	2.490												
36	37.650	12.826												
8	37.065	15.927												
Lap 7														
26	35.632													
50	35.815	2.673												
36	37.527	14.721												
8	37.033	17.328												
Lap 8														
26	35.821													
50	36.251	3.103												
36	38.484	17.384												
Lap 9														
26	37.306													
50	37.657	3.454												
36	42.297	22.375												
Lap 10														
26	37.692													



G-Series SidebySide G5

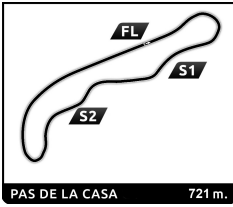
G5

Final B

Analysis

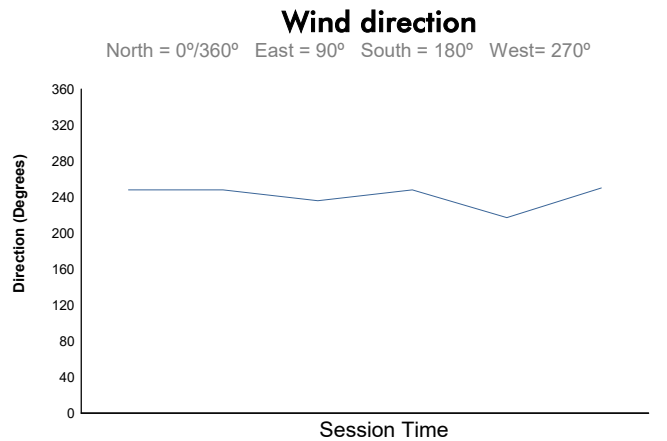
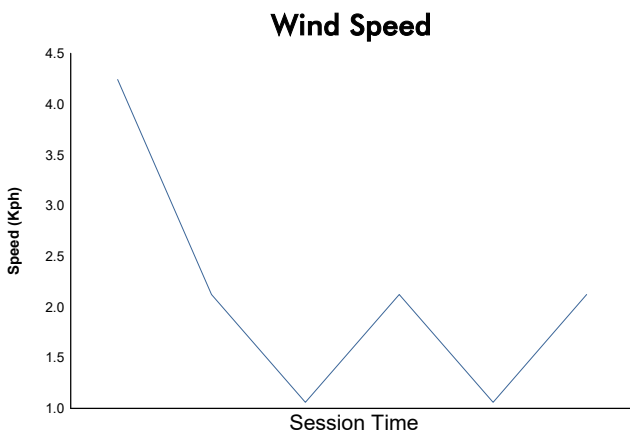
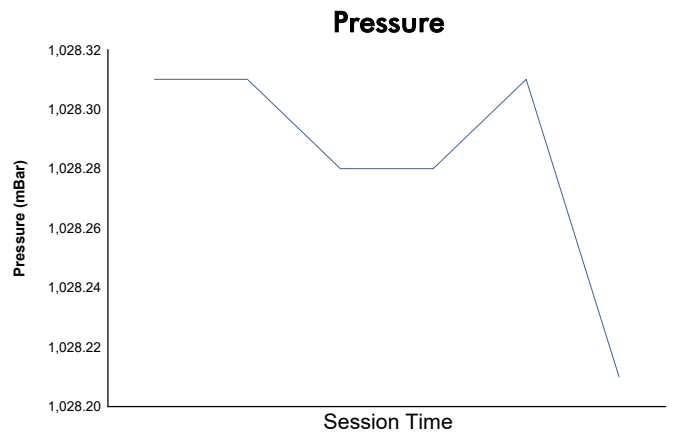
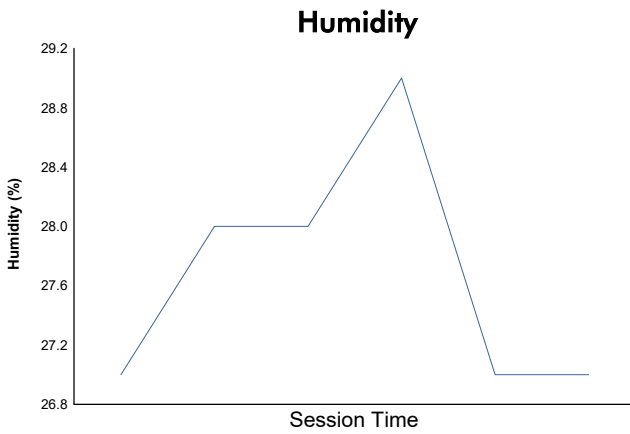
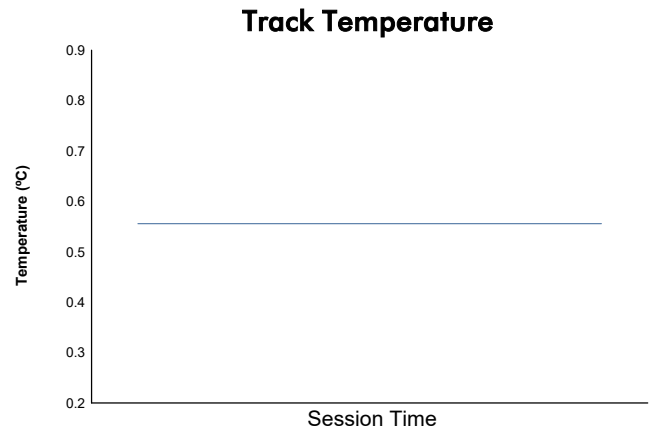
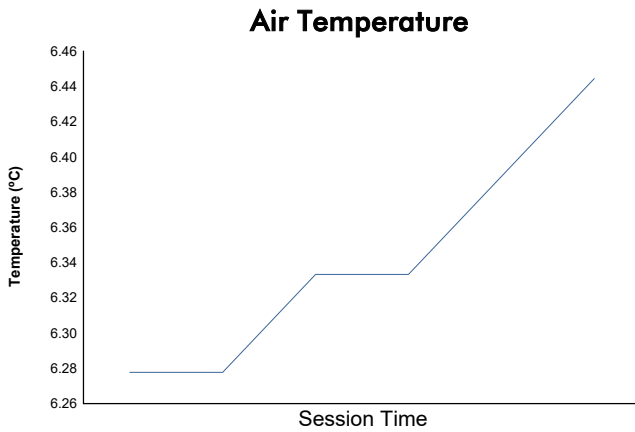
■ Personal Best ■ Session Best B Crossing the finish line in pit lane

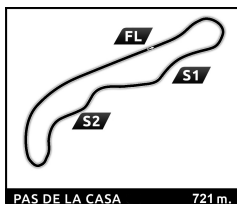
Lap	Time	Sector 1	Sector 2	Sector 3	Kph	Elapsed	Lap	Time	Sector 1	Sector 2	Sector 3	Kph	Elapsed
8	Jordi PONS						AND						
	FN SPEED TEAM						CAN-AM						
1	44.070	19.248	6.557	18.265	51.6	44.070							
2	39.121	14.817	6.402	17.902	58.2	1:23.191							
3	38.165	13.872	6.138	18.155	59.6	2:01.356							
4	36.820	12.815	6.257	17.748	61.8	2:38.176							
5	38.890	14.486	6.260	18.144	58.5	3:17.066							
6	37.065	13.177	6.074	17.814	61.4	3:54.131							
7	37.033	12.969	6.107	17.957	61.4	4:31.164							
26	Andreu CACHAFEIRO						AND						
	BUGGY ANDORRA						CAN-AM						
1	39.681	16.681	5.990	17.010	57.3	39.681							
2	35.304	12.613	5.741	16.950	64.4	1:14.985							
3	36.516	13.335	6.174	17.007	62.3	1:51.501							
4	35.361	12.478	5.914	16.969	64.3	2:26.862							
5	35.689	12.765	5.907	17.017	63.8	3:02.551							
6	35.653	12.612	6.024	17.017	63.8	3:38.204							
7	35.632	12.864	5.874	16.894	63.9	4:13.836							
8	35.821	12.807	5.916	17.098	63.5	4:49.657							
9	37.306	14.293	5.835	17.178	61.0	5:26.963							
10	37.692	14.302	6.020	17.370	60.4	6:04.655							
36	Franck CABANER						FRA						
	STOCK						CAN-AM						
1	42.639	18.489	6.443	17.707	53.4	42.639							
2	37.780	13.242	6.199	18.339	60.2	1:20.419							
3	37.441	13.037	6.474	17.930	60.8	1:57.860							
4	37.370	12.964	6.491	17.915	60.9	2:35.230							
5	38.150	13.971	6.499	17.680	59.6	3:13.380							
6	37.650	13.047	6.410	18.193	60.4	3:51.030							
7	37.527	13.168	6.238	18.121	60.6	4:28.557							
8	38.484	13.736	6.425	18.323	59.1	5:07.041							
9	42.297	16.064	7.148	19.085	53.8	5:49.338							
10	44.509	15.882	7.461	21.166	51.1	6:33.847							
50	Yann LE POTIER						AND						
	Yann LE POTIER						POLARIS RZR						
1	40.368	17.083	6.137	17.148	56.4	40.368							
2	36.292	12.677	6.098	17.517	62.7	1:16.660							
3	36.550	13.243	6.000	17.307	62.2	1:53.210							
4	35.567	12.619	5.713	17.235	64.0	2:28.777							
5	35.961	12.937	5.846	17.178	63.3	3:04.738							
6	35.956	12.967	5.693	17.296	63.3	3:40.694							
7	35.815	12.670	5.932	17.213	63.5	4:16.509							
8	36.251	13.049	5.724	17.478	62.8	4:52.760							
9	37.657	14.113	6.067	17.477	60.4	5:30.417							
10	38.258	14.117	5.960	18.181	59.5	6:08.675							



G5
G-Series SidebySide G5
Final B

Weather Report






G-Series SidebySide G5

G5

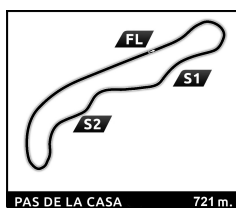
Final A (5 laps, 3.2 km.)

Starting Grid

38.180	Philippe BOUCHARD	YANN LE POTTIER 50B	- 2 -	81	RICARD Guillaume	Guillaume RICARD	39.130
37.658	Jacques MOLAS	BUGGY ANDORRA 26B	- 1 -	11	T REX	Cyril FERREI	37.966


 Pole

Stewards:	Timekeeper:
-----------	-------------



G-Series SidebySide G5

G5

Final A (10 laps, 6.3 km.)

Final Classification

Nr Driver	Nat Team	Class	Laps	Total Time	Gap	Kph	Best Lap		Points
							Lap	Time Kph	
1 26B Jacques MOLAS	AND BUGGY ANDORRA	SbS	10	6:12.780	-	61.0	6	35.859 63.4	25
2 50B Philippe BOUCHARD	AND YANN LE POTTIER	SbS	10	6:18.442	+5.662	60.1	6	36.802 61.8	18
3 11 Cyril FERREI	FRA T REX	SbS	10	6:19.931	+7.151	59.9	8	36.835 61.8	15

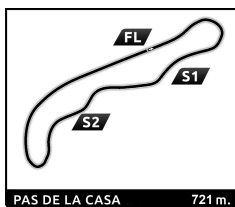
Not classified:

81 Guillaume RICARD	FR RICARD Guillaume	SbS							0
---------------------	---------------------	-----	--	--	--	--	--	--	---

Pole Position	J. MOLAS	37.658	60.4 Kph
Fastest Lap	Lap 6 Jacques MOLAS	35.859	63.4 Kph

Published at:

Stewards:	Timekeeper:
------------------	--------------------



G-Series SidebySide G5

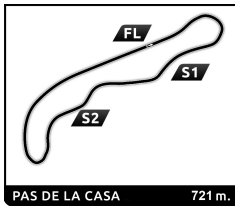
G5

Final A

Lap Chart

LAP

Nr	Pos	Grid	1	2	3	4	5	6	7	8	9	10
26B	1	26B	26B	26B	26B	26B	26B	26B	26B	26B	26B	26B
11	2	11	50B	50B	50B	50B	50B	50B	50B	50B	50B	50B
50B	3	50B	11	11	11	11	11	11	11	11	11	11
81	4	81										



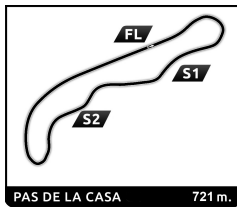
G-Series SidebySide G5

G5

Final A

Best Sector Times

SECTOR 1			SECTOR 2		SECTOR 3		Pos	Driver	Ideal Lap	Best Lap	
Pos	Driver	Time	Driver	Time	Driver	Time					
1	26B J.MOLAS	12.354	11 C.FERREI	5.738	26B J.MOLAS	16.944	1	26B J.MOLAS	0:35.311	35.859	(1)
2	11 C.FERREI	12.642	26B J.MOLAS	6.013	50B P.BOUCHARD	17.447	2	50B P.BOUCHARD	0:36.341	36.802	(2)
3	50B P.BOUCHARD	12.813	50B P.BOUCHARD	6.081	11 C.FERREI	18.061	3	11 C.FERREI	0:36.441	36.835	(3)



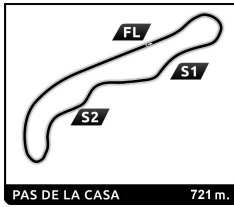
G-Series SidebySide G5

G5

Final A

Fastest Lap Sequence

Practice Time	Driver	Team	Car	Class	Time	Kph	Lap
1:19.885	26B Jacques MOLAS	BUGGY ANDORRA	CAN-AM	SbS	37.308	61.0	2
1:56.595	26B Jacques MOLAS	BUGGY ANDORRA	CAN-AM	SbS	36.710	62.0	3
3:46.048	26B Jacques MOLAS	BUGGY ANDORRA	CAN-AM	SbS	35.859	63.4	6



G-Series SidebySide G5

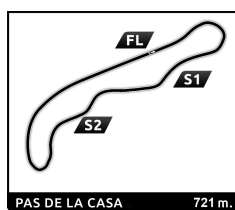
G5

Final A

Analysis by lap

■ Lapped

Nr	Lap Time	Gap	Nr	Lap Time	Gap	Nr	Lap Time	Gap	Nr	Lap Time	Gap	Nr	Lap Time	Gap
Lap 1														
26B	42.577													
50B	43.924	1.347												
11	45.306	2.729												
Lap 2														
26B	37.308													
50B	38.010	2.049												
11	38.142	3.563												
Lap 3														
26B	36.710													
50B	37.383	2.722												
11	37.160	4.013												
Lap 4														
26B	36.864													
50B	37.056	2.914												
11	37.081	4.230												
Lap 5														
26B	36.730													
50B	37.015	3.199												
11	37.147	4.647												
Lap 6														
26B	35.859													
50B	36.802	4.142												
11	37.196	5.984												
Lap 7														
26B	36.883													
50B	37.028	4.287												
11	37.073	6.174												
Lap 8														
26B	36.408													
50B	37.256	5.135												
11	36.835	6.601												
Lap 9														
26B	35.919													
50B	37.089	6.305												
11	37.126	7.808												
Lap 10														
26B	37.522													
50B	36.879	5.662												
11	36.865	7.151												



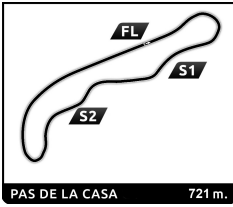
G-Series SidebySide G5

G5

Final A

Analysis

Lap	Time	Sector 1	Sector 2	Sector 3	Kph	Elapsed	Lap	Time	Sector 1	Sector 2	Sector 3	Kph	Elapsed
26B Jacques MOLAS							AND						
BUGGY ANDORRA							CAN-AM						
1	42.577	18.875	6.683	17.019	53.4	42.577							
2	37.308	13.576	6.590	17.142	61.0	1:19.885							
3	36.710	12.643	6.013	18.054	62.0	1:56.595							
4	36.864	13.261	6.395	17.208	61.7	2:33.459							
5	36.730	13.618	6.168	16.944	61.9	3:10.189							
6	35.859	12.427	6.450	16.982	63.4	3:46.048							
7	36.883	13.284	6.293	17.306	61.7	4:22.931							
8	36.408	12.753	6.340	17.315	62.5	4:59.339							
9	35.919	12.354	6.308	17.257	63.3	5:35.258							
10	37.522	13.217	6.374	17.931	60.6	6:12.780							
50B Philippe BOUCHARD							AND						
YANN LE POTTIER							POLARIS RZR						
1	43.924	19.357	6.860	17.707	51.8	43.924							
2	38.010	13.150	7.085	17.775	59.9	1:21.934							
3	37.383	13.199	6.358	17.826	60.9	1:59.317							
4	37.056	12.948	6.394	17.714	61.4	2:36.373							
5	37.015	12.813	6.319	17.883	61.5	3:13.388							
6	36.802	13.274	6.081	17.447	61.8	3:50.190							
7	37.028	13.175	6.284	17.569	61.4	4:27.218							
8	37.256	13.141	6.297	17.818	61.1	5:04.474							
9	37.089	13.134	6.199	17.756	61.3	5:41.563							
10	36.879	13.099	6.211	17.569	61.7	6:18.442							
11 Cyril FERREI							FRA						
T REX							CAN-AM						
1	45.306	19.745	6.817	18.744	50.2	45.306							
2	38.142	13.679	6.025	18.438	59.7	1:23.448							
3	37.160	12.724	5.790	18.646	61.2	2:00.608							
4	37.081	12.717	5.901	18.463	61.4	2:37.689							
5	37.147	12.768	5.789	18.590	61.2	3:14.836							
6	37.196	13.038	5.879	18.279	61.2	3:52.032							
7	37.073	12.960	5.950	18.163	61.4	4:29.105							
8	36.835	12.924	5.850	18.061	61.8	5:05.940							
9	37.126	12.830	5.799	18.497	61.3	5:43.066							
10	36.865	12.642	5.738	18.485	61.7	6:19.931							



G5
G-Series SidebySide G5
Final A

Weather Report

